

PRODUCT CATALOGUE

2025



hotco 

THERMAL

thermalproducts.com.au



HELIOS
ELECTROHEAT PTY LTD

THERMAL

Thermal Products Pty. Ltd.
www.thermalproducts.com.au



Hotco are the experts in design of industrial heat solutions, manufacturing, and spare parts for domestic and commercial needs. We have extensive experience in the design and manufacture of electric heating solutions for all industrial and commercial applications. With Australian based manufacturing facilities, we can also repair or replace old elements not readily available from the suppliers, as well as manufacture elements to specific requirements.

Established over 30 years ago, Thermal Products has extensive experience in supplying and sourcing parts for many domestic and commercial appliances, and can source parts from Australia, Europe and America.



Western Australia

Perth - Hotco
1/10-14 Munt Street
Bayswater 6053
T: (08) 9370 5558

Email:

info@racolvin.com.au

South Australia

Adelaide - Helios
M: 0419 552 580

Email:

adelaide@helios.com.au

Victoria - Hotco

Hotco Melbourne
5-7 Park Road
Cheltenham 3192
T: (03) 9585 1944
T: (03) 9556 0200

Email:

sales@hotco.com.au

Victoria - Thermal

Thermal Products
Factory 19, 7 Dalton Rd
Thomastown 3074
T: (03) 9464 0822

Email:

sales@thermalproducts.com.au

New South Wales

Hotco Sydney
M: 0481 252 713

Email:

kala@hotco.com.au

Queensland

Brisbane - Helios
16 Lapis Street
Underwood 4119
T: (07) 3208 9400

Email:

brisbane@helios.com.au

Specified Electrical Process Heating Company Trading As Hotco

Specified Electrical Process Heating Company is the parent company of well-known manufacturers and distributors Hotco and Thermal Products, creating a network of companies with experience in manufacturing and distribution across all aspects of heating and cooling for domestic, commercial and industrial applications.

Established in 1954, Hotco has been manufacturing industrial strength heaters and heating elements in Australia for over 70 years and has grown to become one of the largest and most respected suppliers of heating solutions for industrial applications, as well as manufacturing elements no longer available from original suppliers. The Hotco team specializes in manufacturing elements to your individual design specifications, which can be fully customizable.

Thermal Products has been supplying wholesale, trade and retail customers for over 40 years, and have developed a reputation for sourcing hard to find parts in addition to carrying a large range of generic replacement parts for most common domestic brands.

Thermal Products have also been servicing commercial and warewashing customers, and have access to a range of products from local and overseas sources. Thermal Products also merged with Northern Gas over 20 years ago, and can supply a range of gas heater spare parts as well as cooling spares.

With the recent addition of RA Colvin in Perth, we now have a network of branches and agents across all mainland states, with Thermal Products having a store/showroom in Melbourne, and manufacturing facilities in Melbourne and Brisbane.

This catalogue showcases a wide range of goods and services we supply. We can also help with designing new ideas and concepts, with delivery available across the country. If you have any questions regarding parts, services etc, our contact details are shown on page 2.

We look forward to working with you in the future.

Tony Bibby

Director

Paul Holt

Director

INDEX

DOMESTIC 6-32

Elements	<i>Fan-forced, bottom & top elements for home ovens</i>	6-19
Thermostats	<i>Includes common thermostats and EGO replacements</i>	20-21
Selectors	<i>Includes OEM & replacement EGO selectors</i>	22-24
Hotplates	<i>Coil, solid & ceramic hotplates, simmerstats & other</i>	25-29
Fan Motors	<i>Includes oven fans, cooling fans</i>	30
Lamps	<i>Oven lamps, Rangehood Lamps, Assemblies</i>	31-32

HOT WATER 33-35

<i>Bolt-on, Bobbin elements, thermostats & accessories</i>	33-35
--	-------

COMMERCIAL 36-73

Elements	<i>Elements for commercial ovens & cooktops</i>	36-41
Thermostats	<i>Thermostats for commercial ovens, fryers, etc.</i>	42-46
Thermometers	<i>A range of thermometers for commercial use</i>	47
Switches	<i>Rockers, microswitches, limit switches, toggle switches</i>	48-61
Indicators	<i>Push-in,</i>	62-63
Heat Lamps	<i>Bain Marie lamps, heat lamps for food areas</i>	64-67
Digital Controls	<i>Evco, LAE, Toho & Accessories</i>	68-69
Seals		70-71
Gas	<i>Thermocouples & accessories for commercial gas</i>	72-73
Ancillary		74-75

WAREWASHING 76-88

Elements	<i>Elements for warewashing equipment</i>	76-78
Solenoids	<i>Solenoids, flow restrictors</i>	79-80
Switches	<i>Pressure switches</i>	81
Pumps	<i>Wash pumps, rinse pumps, dose pumps & accessories</i>	82-83
Hoses	<i>Straight, angled and accessories</i>	84
Washarms	<i>Including Accessories For Washarms</i>	85
Ancillary		86-87
Capacitors		88

PEST CONTROL 89-96

LED Units	<i>LED units for pest & insect control</i>	89
Fly Traps	<i>Sticky pad units</i>	90-91
Electrical	<i>Insect-zapping units, specialist units</i>	92-93
Accessories	<i>Tubes, starters, glue pads, monitoring boards, extras</i>	94-96

INDEX

INDUSTRIAL

Manufacturing	97-99
Elements	100-104
Over The Side	105
Drum Heaters	106-108
Air Finned	109-112
Blower Heaters	113-114
Cartridge	115-116
Strip	117-118
Inline	119
Quartz	120
Cast-In	121
Band/Tubular	122-125
Silicon Rubber	126
Ceramic	127-129

HEATLIGHT HEATING

HLQ Series	<i>Victory Heatlight Heating HLQ Series</i>	130
HLW Series	<i>Victory Heatlight HLW Outdoor Series</i>	131
HLPN Series	<i>Victory Paint Drying Unit, Accessories</i>	132
Lamps		133-135

PAP HEATING

In-screed	136-137
In-Slab	138
Thermostats	139
Accessories	140
Information	141-142

DOMESTIC HEATING

143-160

DOMESTIC COOLING

161-177

ROOM THERMOSTATS

178-179

Honeywell Units	178
Other Brands	179



2200W
2 Ring
Ø 186mm

TF1260
Suits Chef, Electrolux, Simpson
Replaces 0122004506, 0122004395, 10318, GA26A000



2400W
2 Ring
Ø 186mm

TF1261
Suits Chef, Electrolux, Simpson
Replaces 10343, GA260001, NZ71078



2200W
2 Ring
Ø 186mm
Short Neck

TF167
Suits Chef, Electrolux, Simpson
Replaces 20.35167.000



2500W
3 Ring
Ø 186mm
Short Neck

TF2325
Suits Some Chef/Electrolux 900mm Models, Terim
Replaces ET482325, ET482099, TERIM 482325



2200W
2 Ring
Ø 186mm
Short Neck

TF2500
Suits St George
Replaces 2546, VG25000



2100W
2 Ring
Ø 186mm
Short Neck

TF2543
Suits Some Chef/Electrolux, Terim
Replaces ET482543



2400W
2 Ring
Ø 186mm
Long Neck

TF2700
2400W Fan Forced Element
Replaces VG27A000, 2470




2500W
2 Ring
Ø 186mm
Long Neck

TF294
Suits Many Fisher & Paykel Models
Replaces FP447752



2200W
2 Ring
Ø 186mm
Short Neck

TF350
Suits Chef, Electrolux, Simpson
Replaces 0122004547



2200W
2 Ring
Ø 186mm

TF374
Suits St George
Replaces 50970, 10347, GB120000











2400W
2 Ring
Ø 186mm
Long Neck



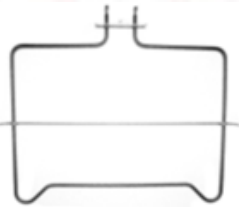




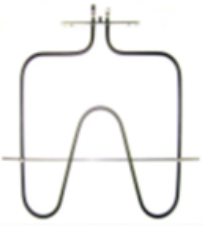

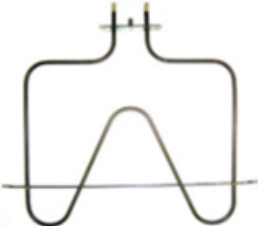

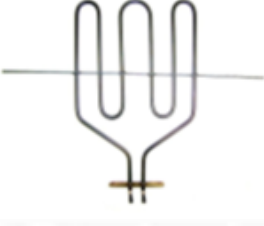
TF6791
Suits Older Chef, Electrolux, Simpson
Replaces 1976, 36758



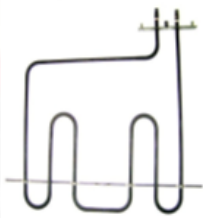
2200W
2 Ring
Ø 186mm

TF9000
Suits Westinghouse, Metters
Replaces 2567, VF090000

 <p>1800W 2 Ring Ø186mm Long Neck</p> <p>TF9401</p> <p>Suits Chef, Woodson Pie Warmer</p> <p>Replaces 2550, FN94B0001, CMEL.0897</p>	 <p>2200W Grill Element</p> <p>TG1820</p> <p>Suits Chef, Electrolux, Westinghouse</p> <p>Replaces 0122004499, 0122004394, 10319, 9953</p>	 <p>2200W Bottom Element</p> <p>TO1327</p> <p>Suits Chef, Electrolux, Simpson, Westinghouse</p> <p>Replaces 91327, 1682, 1844, FN56000</p>
 <p>1800W Bottom Element</p> <p>TO1601</p> <p>Suits Simpson, Westinghouse, Malleys</p> <p>Replaces 0122002068, 9613, VF61D000</p>	 <p>2000W Bottom Element</p> <p>TO1830</p> <p>Suits Chef, Simpson, Westinghouse</p> <p>Replaces 0122004495, 10323, VU830000</p>	 <p>2100W Bottom Element</p> <p>TO2041</p> <p>Suits Westinghouse</p> <p>Replaces 42041, 1087</p>
 <p>2200W Bottom Element</p> <p>TO2921</p> <p>Suits Chef</p> <p>Replaces 1292</p>	 <p>2300W Bottom Element</p> <p>TO3131</p> <p>Suits Chef, Simpson</p> <p>Replaces 1832, 823131</p>	 <p>2400W Bottom Element</p> <p>TO3981</p> <p>Suits Chef</p> <p>Replaces 1893,</p>
 <p>2200W Bottom Element</p> <p>TO4000</p> <p>Suits Westinghouse, Modern Maid</p> <p>Replaces 2559, VF04000</p>	 <p>1800W Bottom Element</p> <p>TO8701</p> <p>Suits Chef, Westinghouse</p> <p>Replaces 0122004537, 81078, 11656</p>	 <p>1000W Bottom Element</p> <p>WA481925928847</p> <p>Suits Whirlpool</p>

 <p>2300W 3 Ring Ø186mm Short Neck</p> <p>IM101-01 Fan Forced Element With Earth Suits Bertazzoni, La Germania, some Baumatic & Others</p>	 <p>3000W 3 Ring Ø186mm Short Neck</p> <p>IM101-02 Fan Forced Element With Earth Suits Bertazzoni, La Germania, some Baumatic & Others</p>	 <p>1800W Bottom Element</p> <p>IM102-01 With Earth Dimensions 375 x 425mm Suits Bertazzoni, La Germania, some Baumatic & Others</p>
 <p>2300W 3 Ring Ø186mm Long Neck</p> <p>IM11-01 Fan Forced Element With Earth Suits Bertazzoni, La Germania, some Baumatic, Technika & Others</p>	 <p>3000W 3 Ring Ø230mm Short Neck</p> <p>IM11-02 Fan Forced Element No Earth Suits Technika, Eurolec & Tecnogas</p>	 <p>1600W 3 Ring Ø186mm Short Neck</p> <p>IM11-03 Fan Forced Element With Earth Suits Technika, Arda Models</p>
 <p>1950W 3 Ring Ø186mm Short Neck</p> <p>IM11-04 Fan Forced Element With Earth Replaces previous 3000W element in Technika & Arda units</p>	 <p>1300W Bottom Element</p> <p>IM12-01 With Earth Dimensions 347 x 340mm Suits Older Technika</p>	 <p>1300W Bottom Element</p> <p>IM12-02 With Earth Dimensions 325 x 347mm Suits Older Technika, Baumatic</p>
 <p>1300W Base/Top Element 100mm Plate</p> <p>IM12-03 With Earth Dimensions 338 x 347mm Suits Older Technika</p>	 <p>1350W Base/Top Element 160mm Plate</p> <p>IM12-04 With Earth Dimensions 315 x 209mm Suits Older Technika</p>	 <p>1350W Base/Top Element 100mm Plate</p> <p>IM12-05 With Earth Dimensions 320 x 217mm Suits Older Technika</p>

 <p>1200W Bottom Element</p> <p>IM12-06 With Earth Dimensions 389 x 282mm Suits</p>	 <p>1100W Top/ Bottom Element</p> <p>IM12-07 No Earth Dimensions 335 x 345mm Suits some D'Amani, Blanco, Technika Zanussi units</p>	 <p>900/1350 Watt Grill Element</p> <p>IM13-01 With Earth Dimensions 339 x 312mm Suits Technika</p>
 <p>900/1350 Watt Grill Element</p> <p>IM13-02 With Earth Dimensions 345 x 350mm Suits Technika</p>	 <p>2100W 2 Ring Ø 186mm Short Neck</p> <p>IM21-01 With Earth Mounting plate Welded Screws Suits some Smeg, Omega & Technika models</p>	 <p>2600W 2 Ring Ø 186mm Short Neck</p> <p>IM21-02 With Earth Mounting plate Welded Screws Suits some Smeg, Omega & Technika models</p>
 <p>2000W 2 Ring Ø 186mm Short Neck</p> <p>IM21-04 With Earth Suits some Smeg Ovens</p>	 <p>2700W 3 Ring Ø 186mm Short Neck</p> <p>IM21-05 With Earth Mounting plate Welded Screws Suits some Smeg Ovens</p>	 <p>1550W 2 Ring Ø 186mm Short Neck</p> <p>IM21-06 No Earth With Centre Mount Hole Suits some Smeg Ovens</p>
 <p>2000W 2 Ring Ø 186mm Short Neck</p> <p>IM21-07 No Earth With Centre Mount Hole Suits some Smeg Ovens</p>	 <p>2700W 3 Ring Ø 186mm Short Neck</p> <p>IM21-08 No Earth With Centre Mount Hole Suits some Smeg Ovens</p>	 <p>1000W Top/ Bottom Element</p> <p>IM22-01 No Earth With 4mm Welded Screws Dimensions 381 x 278mm Suits some Smeg</p>



2000W
**Top/
Bottom
Element**

IM22-02


Earth Terminal
With 4mm Welded Screws
Dimensions 316 x 312mm
Suits Some Smeg, Omega



1800W
**Grill
Element**

IM22-03


No Earth Terminal
With 4mm Welded Screws
Dimensions 342 x 306mm
Suits Some Omega



1415W
**Bottom
Element**

IM22-04

Earth Terminal
With 4mm Welded Screws
Dimensions 371 x 398mm
Suits Some Smeg, Omega



750W
**Bottom
Element**

IM22-05

Earth Terminal

Dimensions 365 x 205mm
Suits Some Smeg, Omega

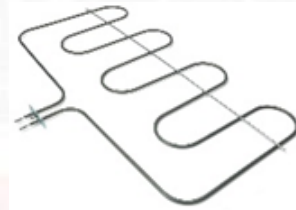


1300W
**Bottom
Element**

IM22-06

No Earth Terminal

Dimensions 360 x 380mm
Suits Some Smeg, Omega



1800W
**Bottom
Element**

IM22-07

No Earth Terminal


Dimensions 400 x 649mm
Suits Some Smeg, Omega



1000/1800
**Watt
Grill
Element**

IM23-01

No Earth Terminal
With 4mm Welded Screws
Dimensions 379 x 361mm
Suits Some Smeg, Omega



3100W
**Grill
Element**

IM23-02

Earth Terminal
With 4mm Welded Screws
Dimensions 338 x 350mm
Suits Some Smeg, Omega

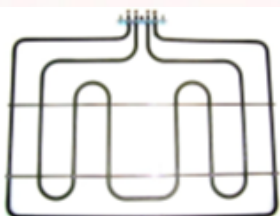


1200W
**Bottom
Element**

IM23-03

No Earth Terminal

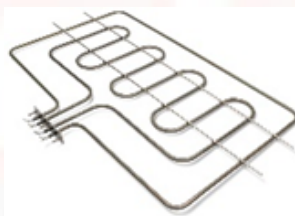
Dimensions 397 x 382mm
Suits Some Smeg



1050/750
**Watt
Top/
Bottom
Element**

IM23-04

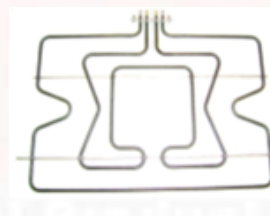
Earth Terminal
With 4mm Welded Screws
Dimensions 385 x 517mm
Suits Some Smeg, Omega



1050/2800
**Watt
Top/
Bottom
Element**

IM23-05

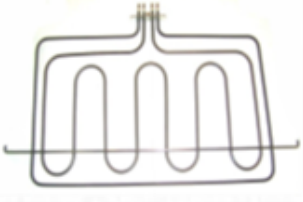
Earth Terminal
With 4mm Welded Screws
Dimensions
Suits Some Smeg, Omega



1415/1742
**Watt
Top/
Bottom
Element**


IM23-06

Earth Terminal
With 4mm Welded Screws
Dimensions 372 x 540mm
Suits Some Smeg, Omega



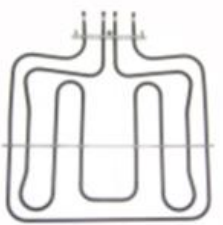
4100W
Grill
Element

IM23-07
No Earth
Dimensions 385 x 622mm
Suits some Smeg, Omega



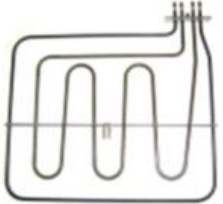
650/1400
Watt
Top/Grill
Element

IM23-08
Earth Terminal
With 4mm Welded Screws
Dimensions 353 x 226mm
Suits some Smeg, Omega



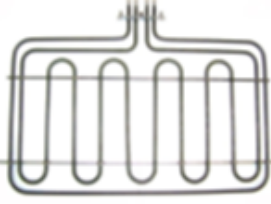
762/1305
Watt
Top/Grill
Element

IM23-09
Earth Terminal
With 4mm Welded Screws
Dimensions 365 x 384mm
Suits some Smeg, Omega




800/2000
Watt
Top/Grill
Element

IM23-10
Earth Terminal
Dimensions 354 x 425mm
Suits some Smeg, Omega



1050/2800
Watt
Top/Grill
Element

IM23-11
Earth Terminal
With 4mm Welded Screws
Dimensions 370 x 540mm
Suits some Smeg, Omega




1000/1700
Watt
Top/Grill
Element

IM23-12
Earth Terminal
With 4mm Welded Screws
Dimensions 368 x 385mm
Suits some Smeg, Omega




2515W
3 Ring
Ø186mm
Long Neck

IM31-01
Fan Forced Element
With Earth
Suits many Ilve models



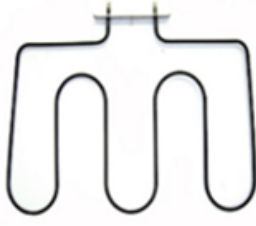
1740W
Top/Bottom
Element
Joins With IM32-04

IM32-01
No Earth Terminal
Dimensions 301 x 316mm
Suits many Ilve models



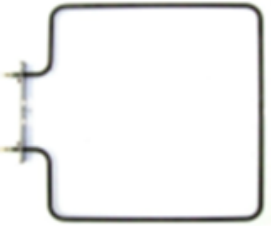
1415W
Top/Bottom
Element

IM32-02
No Earth Terminal
Dimensions 356 x 358mm
Suits many Ilve models




1635W
Top/Bottom
Element

IM32-03
Earth Terminal
Dimensions 360 x 495mm
Suits many Ilve models







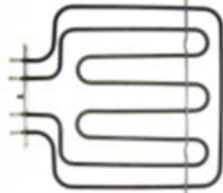
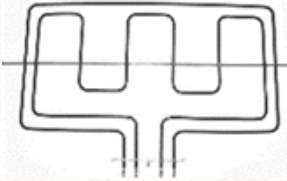


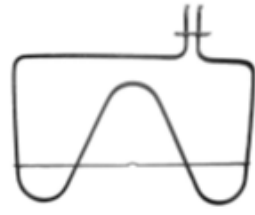



900W
Top/Bottom
Element
Joins With IM32-01

IM32-04
No Earth Terminal
With 4mm Welded Screws
Dimensions 352 x 348mm
Suits many Ilve models



1000/2400
Watt
Grill
Element

IM33-01
Earth Terminal
Dimensions 390 x 512mm
Suits many Ilve models

 <p>2000W 2 Ring Ø186mm Short Neck</p> <p>IM41-01 Earth Terminal Large Mounting Plate Suits Bompani Baumatic</p>	 <p>1500W Bottom Element</p> <p>IM42-01 Earth Terminal Large Mounting Plate Dimensions 345 x 306mm Suits Bompani Baumatic</p>	 <p>1650W Bottom Element</p> <p>IM42-02 Earth Terminal Large Mounting Plate Dimensions 379 x 642mm Suits Bompani Baumatic</p>
 <p>2000W Top/Grill Element</p> <p>IM42-03 Earth Terminal Large Mounting Plate Dimensions 311 x 226mm Suits Bompani Baumatic</p>	 <p>2700W Top/Grill Element</p> <p>IM43-01 Earth Terminal Large Mounting Plate Dimensions 331 x 307mm Suits Bompani Baumatic</p>	 <p>3550W Top/Grill Element</p> <p>IM43-02 Earth Terminal Large Mounting Plate Dimensions 397 x 640mm Suits Bompani Baumatic</p>
 <p>2300W 2 Ring Ø186mm Short Neck</p> <p>IM51-02 Fan Forced Element With Earth Suits Blanco Smeg Technika</p>	 <p>1000W Bottom Element</p> <p>IM52-01 No Earth Terminal Extra Large Mounting Plate Suits some Blanco</p>	 <p>1400W Bottom Element</p> <p>IM52-02 No Earth Terminal Dimensions 340 x 462mm Suits some Blanco</p>
 <p>800/1600 Watt Grill Element</p> <p>IM53-01 No Earth Terminal Dimensions 362 x 371mm Suits some Blanco</p>	 <p>800/1800 Watt Grill Element</p> <p>IM53-02 Earth Terminal Dimensions 302 x 396mm Suits some Blanco</p>	 <p>1800W Grill Element</p> <p>IM53-03 Earth Terminal Dimensions 343 x 278mm Suits some Blanco</p>




2000W
2 Ring
Ø180mm
Long Neck

IM61-01
 Fan Forced Element
 No Earth
 Suits Ariston



1600W
2 Ring
Ø180mm
Long Neck

IM61-02
 Fan Forced Element
 No Earth
 Suits Ariston



2800W
3 Ring
Ø180mm
Long Neck

IM61-03
 Fan Forced Element
 With Earth




1200W
Bottom Element

IM62-01
 No Earth Terminal
 Extra Large Mounting Plate
 Dimensions 375 x 307mm
 Suits Ariston



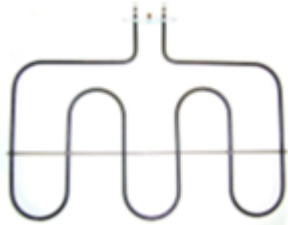
1500W
Bottom Element

IM62-02
 No Earth Terminal
 Extra Large Mounting Plate
 Dimensions 377 x 320mm
 Suits Ariston



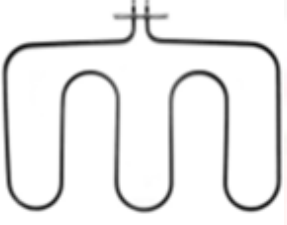
1200W
Bottom Element

IM62-04
 No Earth Terminal
 Extra Large Mounting Plate
 Dimensions 377 x 320mm
 Suits Ariston



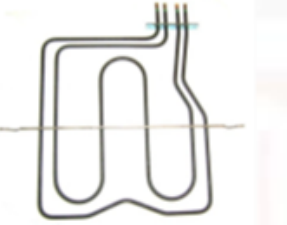
1300W
Bottom Element

IM62-05
 Earth Terminal
 Dimensions 371 x 505mm
 Suits Ariston




1550W
Bottom Element

IM62-06
 No Earth Terminal
 Dimensions 350 x 517mm
 Suits Whirlpool Baumatic Technika




1200/800 Watt
Grill Element

IM63-01
 No Earth Terminal
 Dimensions 350 x 299mm
 Suits Ariston




2700W
Grill Element

IM63-02
 Earth Terminal
 Dimensions 375 x 287mm
 Suits Ariston



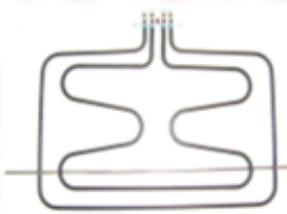
2700W
Grill Element

IM63-03
 Earth Terminal
 Dimensions 375 x 288mm
 Suits Ariston



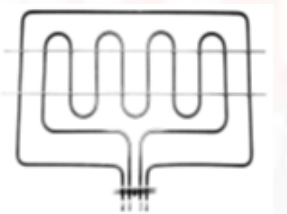
2250W
Grill Element

IM63-04
 Earth Terminal
 Dimensions 375 x 288mm
 Suits Ariston



1050/2000
Watt
Grill
Element

IM63-05
Earth Terminal
Dimensions 340 x 480mm
Suits Ariston Technika



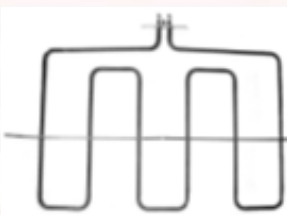
1050/2000
Watt
Grill
Element

IM63-07
Earth Terminal
Dimensions 367 x 539mm




2500W
3 Ring
Ø186mm
Short Neck

IM71-01
Fan Forced Element
Earth Terminal




2050W
Bottom
Element

IM72-01
Earth Terminal
Dimensions 352 x 532mm
Suits DeLonghi



1400W
Bottom
Element

IM72-02
Earth Terminal
Dimensions 404 x 346mm
Suits DeLonghi




2150W
2 Ring
Ø186mm
Short Neck

IM81-01
Earth Terminal
Large Mounting Plate
Suits Kleenmaid Tecnocook




2000W
2 Ring
Ø186mm
Long Neck

IM81-02
Fan Forced Element
Earth Terminal
With 4mm Welded Screws
Suit Kleenmaid



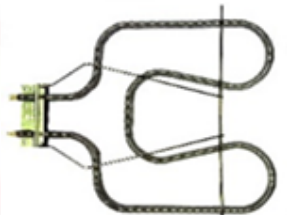
2200W
2 Ring
Ø186mm
Mid Neck

IM81-03
Fan Forced Element
Earth Terminal
With 4mm Welded Screws
Suit Ariston



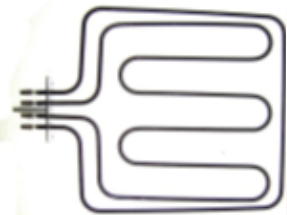
1800W
Top/
Bottom
Element

IM82-01
Earth Terminal
Dimensions 319 x 210mm
Suits Kleenmaid



1100W
Bottom
Element

IM82-02
Earth Terminal
Dimensions 400 x 307mm
Suits Kleenmaid











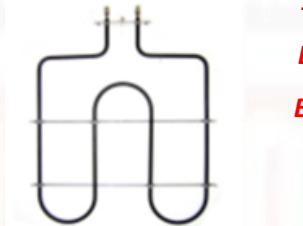
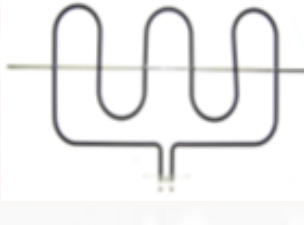

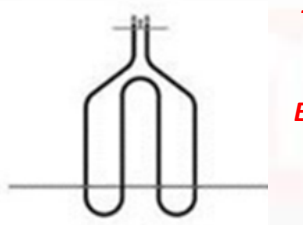
550/2750
Watt
Grill
Element

IM83-01
Earth Terminal
Dimensions 390 x 345mm
Suits Kleenmaid



800/1800
Watt
Grill
Element

IM83-02
Earth Terminal
Dimensions 346 x 341mm
Suits Kleenmaid

 <p>2000W 2 Ring Ø186mm Long Neck</p> <p>IM91-04 Fan Forced Element Earth Terminal</p>	 <p>2500W 2 Ring Ø186mm Long Neck</p> <p>IM91-05 Fan Forced Element Earth Terminal</p>	 <p>2100W 2 Ring Ø200mm Short Neck</p> <p>IM91-07 Fan Forced Element Earth Terminal</p>
 <p>1600W 2 Ring Ø186mm Mount Inside</p> <p>IM91-08 Fan Forced Element No Earth Terminal Suits Belling</p>	 <p>2500W 2 Ring Ø186mm Mount Inside</p> <p>IM91-09 Fan Forced Element No Earth Terminal Suits Belling</p>	 <p>1800W 2 Ring Ø205mm Short Neck</p> <p>IM91-10 Fan Forced Element Earth Terminal Suits Beko Euromaid</p>
 <p>2500W Bottom Element</p> <p>IM92-02 Earth Terminal Dimensions 321 x 291mm Suits Belling Tecnogas</p>	 <p>1250W Bottom Element</p> <p>IM92-03 Earth Terminal Dimensions 325 x 295mm Suits Stile Star</p>	 <p>1650W Bottom Element</p> <p>IM92-04 Earth Terminal Dimensions 375 x 306mm Suits Lofra 60 & 70cm</p>
 <p>1650W Bottom Element</p> <p>IM92-05 Earth Terminal Dimensions 316 x 507mm Suits Lofra 80 & 90cm</p>	 <p>1600W Bottom Element</p> <p>IM92-06 Earth Terminal With 4mm Welded Screws Dimensions 356 x 349mm Suits IAG</p>	 <p>1500W Grill Element</p> <p>IM92-08 Earth Terminal Dimensions 305 x 205mm Suits Lofra 60 & 70cm</p>



1300W
Bottom
Element

IM92-09

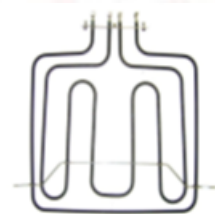
Earth Terminal
Dimensions 400 x 335mm
Suits Euromaid



1500/720
Watt
Grill
Element

IM93-02

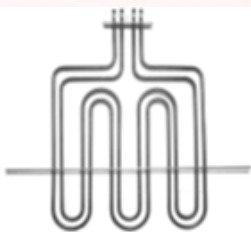
Earth Terminal
Dimensions 354 x 364mm
Suits Belling



1960/870
Watt
Grill
Element

IM93-07

Earth Terminal
Dimensions 381 x 385mm



1000/2500
Watt
Grill
Element

IM93-08

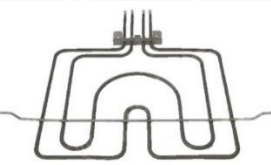
Earth Terminal
Dimensions 395 x 302mm



900/1500
Watt
Grill
Element

IM93-10

Earth Terminal
Dimensions 350 x 370mm
Suits Lofra 60 & 70cm



1000/1200
Watt
Grill
Element

12570011

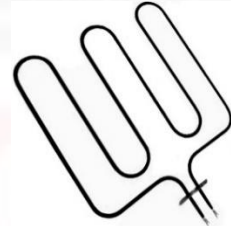
Earth Terminal
Angled Mounting Plate
Suits Omega Baumatic
Bompani



2300W
3 Ring
Ø186mm
Short Neck

12570030

No Earth Terminal
Suits Omega Baumatic
Bompani



850W
Bottom
Element

12570080

No Earth Terminal
Suits Omega Baumatic
Bompani



1100/1100
Watt
Grill
Element

262900064

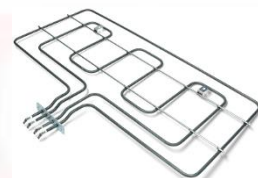
Earth Terminal
Angled Neck
Dimensions 395 x 302mm
Suits Beko Euromaid



1600W
2 Ring
Ø150mm
Mid Neck

262900067

Earth Terminal
Small Internal diameter for ½ Oven
Suits Beko Euromaid



2500W
Grill
Element

262900069

Earth Terminal
Dimensions
Suits Beko Euromaid



1250W
3 Ring
Ø186mm
Short Neck

PA210008037

Long Earth Terminal
Suits Technika



1800W
Bottom
Element

PA210008000

No Earth Terminal
Dimensions 565 x
Suits Technika Arda



2200/2900
Watt
Grill
Element

PA210008002

Long Earth Terminal
Dimensions
Suits Technika Arda



2900W
Grill
Element
Single

PA210008008

Long Earth Terminal
Dimensions
Suits Technika Arda



2400W
2 Ring
Ø186mm
Short
Neck

606023

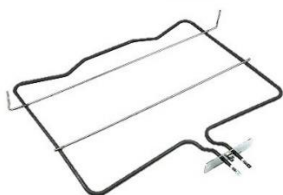
Earth Terminal
Suits Some La Germania
Bertazzoni



1200/1800
Watt
Grill
Element

606095

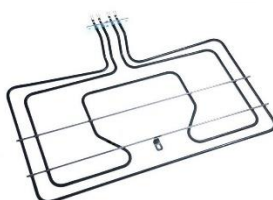
Earth Terminal
Dimensions
Suits Some La Germania
Bertazzoni



1600W
Bottom
Element

606108

Earth Terminal Goose Neck
Dimensions
Suits Some La Germania
Bertazzoni Omega



W
Watt
Grill
Element

606109

Earth Terminal Goose Neck
Dimensions
Suits Some La Germania
Bertazzoni Omega



W
3 Ring
Ø186mm
Mid Neck

STR-BEO73L-HEAT

Fan Forced Element
Earth Terminal
With 4mm Welded Screws
Suits Stirling (Aldi)



2500W
3 Ring
Ø186mm
Short Neck

M00317031

No Earth Terminal
Large Mounting Plate
Suits Bompani



W
2 Ring
Ø186mm
Short
Neck

140089339059

Fan Forced Element
No Earth Terminal
Suits AEG



2100W
2 Ring
Ø186mm
Short Neck

437928

Fan Forced Element
No Earth Terminal
With 4mm Welded Screws
Suits Asko



2100W
2 Ring
Ø186mm

00443526

Fan Forced Element Dual
No Earth Terminal
Long Neck
Suits Bosch



2100W
2 Ring
Ø186mm

00471268

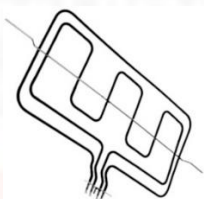
Fan Forced Element Dual
No Earth Terminal
Long Neck
Suits Bosch



1300/1500
Watt
Grill
Element

AI00203265


Earth Terminal
Dimensions
Suits Bosch



1250/2200
Watt
Grill
Element

062075004

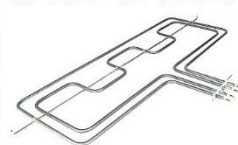
Earth Terminal
Goose Neck
Dimensions
Suits De Longhi



1300W
Bottom
Element

062090004


No Earth Terminal
Large Mounting Plate
Dimensions
Suits De Longhi



950/1350
Watt
Grill
Element

091G24

Earth Terminal
Dimensions
Suits Emilia



1500W
Bottom
Element

091G25

Earth Terminal
Dimensions
Suits Emilia



2300W
2 Ring
Ø180mm

LF5205438

Fan Forced Element
Long Earth Terminal
Suits Miele



1800W
2 Ring
Ø186mm

SP11585

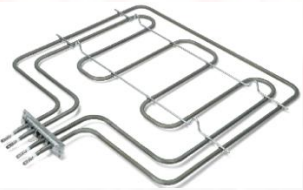









Fan Forced Element
Long Earth Terminal
With 4mm Welded Screws
Suits Inalto




2060/1090
Watt
Grill
Element

2199032


Long Earth Terminal
Dimensions
Suits Tisira

 <p>3300 Watt Grill Element</p> <p>FP542656 Earth Terminal Hinged Mounting Plate Dimensions 350 x 355 mm</p>	 <p>1200W 2 Ring Ø180mm Short Neck</p> <p>4055470787 No Earth Terminal Suits Newer Electrolux</p>	<p>W Type Dia/Type A B</p>
 <p>2200W Grill Element</p> <p>20.35129.000 Earth Terminal No Mounting Plate Dimensions 430 x 355 mm</p>	 <p>2200W Grill Element</p> <p>20.35130.000 Earth Terminal No Mounting Plate Dimensions 430 x 355 mm</p>	 <p>1800W Grill Element</p> <p>20.35130.010 Earth Terminal No Mounting Plate Dimensions 430 x 355 mm</p>
 <p>800W Boost Element</p> <p>20.35131.000 Earth Terminal No Mounting Plate Dimensions 385 x 355 mm</p>	 <p>3000W Grill Element</p> <p>20.35132.000 Earth Terminal No Mounting Plate Dimensions 440 x 410 mm</p>	 <p>2200W Grill Element</p> <p>20.35146.000 Earth Terminal No Mounting Plate Dimensions 405 x 350 mm</p>
 <p>3300W Grill Element</p> <p>20.40263.000 Earth Terminal Non Hinged Mounting Plate Dimensions 350 x 355 mm</p>	 <p>2000W 3 Ring Ø186mm Short Neck</p> <p>20.40411.010 Earth Terminal</p>	


EGO 55.136 Series

<i>Image</i>	<i>Part Number</i>	<i>Temp Range °C</i>	<i>Capillary Length mm</i>	<i>Probe Size mm</i>
	55.13664.050	50 – 320°C	1430	160 × 3.1
	55.13664.060	50 – 320°C	1430	160 × 3.1
	55.13664.070	50 – 320°C	1430	160 × 3.1
	55.13664.080	70 – 341°C	1430	147 × 3.1
	55.13669.040	50 – 320°C	2380	160 × 3.1


EGO 55.170 Series

<i>Image</i>	<i>Part Number</i>	<i>Temp Range °C</i>	<i>Capillary Length mm</i>	<i>Probe Size mm</i>
	55.17059.150	57 – 287°C	1060	120 × 3.03
	55.17062.180	50 – 320°C	840	160 × 3.1
	55.17063.040	50 – 320°C	1440	160 × 3.1
	55.17063.050	50 – 320°C	1440	160 × 3.1

EGO 55.18 Series

<i>Image</i>	<i>Part Number</i>	<i>Temp Range °C</i>	<i>Capillary Length mm</i>	<i>Probe Size mm</i>
	55.18064.020	50 – 320°C	1470	160 × 3.1
	55.18064.040	50 – 320°C	1470	160 × 3.1
	55.18064.090	50 – 320°C	1470	160 × 3.03
	55.18664.020	54 – 324°C	1470	160 × 3.1
	55.18664.040	50 – 320°C	1470	160 × 3.1
	55.18664.050	50 – 320°C	1470	160 × 3.1

EGO 55.19 Series - Single & Dual Probes

<i>Image</i>	<i>Part Number</i>	<i>Temp Range °C</i>	<i>Capillary Length mm</i>	<i>Probe Size mm</i>
	55.19052.837	40 - 270°C	900	145 × 3
	55.19053.823	55 - 277°C	900	190 × 3
	55.19053.828	42 - 293°C	1200	190 × 3
	55.19059.806	55 - 285°C	1200	114 × 3
	55.19059.810	55 - 280°C	900	140 × 3
	55.19059.812	50 - 285°C	1100	114 × 3
	55.19059.835	64 - 285°C	900	114 × 3



Single Bulb
170x3mm

0541001916

Suits Older Chef, Electrolux Simpson Models
Temperature Range 70-290°C
Replaces E3A206



Single Bulb
170x3mm

0541001921

Suits Older Chef, Electrolux Simpson Models
Temperature Range 70-290°C
Replaces EFG-204



Single Bulb
150x3mm

EFG-201

Suits Older Chef, Electrolux Simpson Models
Temperature Range 50-320°C



Single Bulb
240°C

AI818731063

Suits Some Smeg Models
Temperature Range 240°C
Probe 150 x 3mm



Single Bulb
150x4mm

33311018

Suits
Temperature Range 250°C
Probe 150 x 4mm



Single Bulb
160x3mm

526028002


Suits
Temperature 270°C
Probe 160 x 3mm



Single Bulb
49-277°C

040999009913R


Suits Some Blanco
Temperature Range 49-277°C
Capillary length 1060mm
Probe 156 x 3mm



Single Bulb
250°C

PA210036000

Suits
Temperature Range 250°C
Capillary length
Probe 100 x 4mm



Dual Bulb
110x3mm

A074273


Suits
Temperature Range °C
Capillary length 1300mm
Probe 110 x 3mm



Single Bulb
50-285°C

V32001459

Suits Some Blanco
Temperature Range 50-285°C
Capillary length 1000mm
Probe 150 x 3mm



Single Bulb

17471100000336

Suits Euro, Bellini
Temperature Range 260°C

W
Type
Dia/Type
A
B

Suits
Temperature Range °C
Capillary length
Probe



2 + Off

42.02900.024

Suits Chef, Electrolux, Simpson
Replaces 0534001724, 4055561338

Angular Control
0, 30, 60-310°



1 + Off

42.02900.025

Suits Chef, Electrolux, Simpson
Replaces 0534001619, 0534001727

Angular Control
0, 30-310°



1 + Off

42.02900.026

Suits Chef, Electrolux, Simpson
Replaces 0534001743

Angular Control
0, 30-330°



4 + Off

42.04400.022

Suits Chef, Electrolux, Simpson
Replaces 0534001735, 4055566220



6 + Off

42.06000.028

Suits Chef, Electrolux, Simpson
Replaces 0534001703



6 + Off

42.06000.033

Suits Chef, Electrolux, Simpson
Replaces 0534001719



6 + Off

42.06000.042

Suits Chef, Electrolux, Simpson
Replaces 0534001740,
85805340017409



7 + Off

42.07000.016


Suits Some Omega
Replaces 60060316



8 + Off

42.08000.013

Suits Westinghouse
Replaces 0534001661



8 + Off

42.09000.017

Suits Fisher & Paykel
Replaces FP542893



8 + Off

42.09000.032

Suits Westinghouse
Replaces 0534001739, 4055565040


*Reserved For
Future Product*



8 + Off

42.09001.000

Suits Westinghouse, Simpson
Replaces 0534001702



9 + Off

42.09100.001


Suits Westinghouse, Simpson
Replaces 0534001697



4 + Off

46.25866.511

Suits Westinghouse, Simpson
Replaces 0534001620, 0534001645



4 + Off

46.26866.518

Suits Some De Longhi, Nobel
Replaces 050030, DL050030

*Reserved For
Future Product*

*Reserved For
Future Product*



8 + Off

PA210032013

Suits Some Technika, Arda



5 + Off

PA210032014


Suits Some Technika, Arda



6 + Off

PA210032015

Suits Some Later Technika, Arda,
Baumatic



9 + Off

A/034/08

Suits Ilve Ovens
Manufactured Between 1997 - 2003



9 + Off

A/034/09

Suits Some Ilve Ovens
Manufactured Between 2003 - 2007



9 + Off

A/034/11

Suits Some Ilve Ovens
Manufactured Between 2003 - 2007

Check Dates



6 + Off

33301001


Suits Some Euromaid, Technika, Elfa Ovens



10 + Off

AI20004597

Suits Lofra 600-900mm Ovens



8 + Off

263900053

Suits Some Euromaid, Beko Ovens



4 + Off

405550000

Suits Chef, Electrolux, Simpson
Replaces 0534001760
Angular Control
0, 30, 60, 90-280, 310°



8 + Off

V32016037

Suits Some Everdure, Vestel



7 + Off

AI049940

Suits Some Whirlpool, Indesit



5 + Off

12540690

Suits Some Omega, Blanco, Baumatic & Other Brands



8 + Off

263100032

Suits Some Euromaid, Beko Ovens



8 + Off

502093501

Suits Some Euro, Eurolec, Tecnogas & Other Brands

*Reserved For
Future Product*

*Reserved For
Future Product*

*Reserved For
Future Product*



1800W
Ø 200mm

TH1039

Suits Chef, Electrolux, Simpson

Replaces 0122004324, 9728,
FW390000



1200W
Ø 150mm

TH1040

Suits Chef, Electrolux, Simpson

Replaces 9726, FW40000



1100W
Ø 150mm

TH1100

Suits Chef, Electrolux, Simpson

Replaces 0122004333, 9523,
FV10A000



1250W
Ø 150mm

TH1334

Suits Chef, Simpson,
Westinghouse, Malleys

Replaces 0122004259, 0122004425,
0122004509, 2433 & Others



1800W
Ø 200mm

TH1338

Suits Chef, Simpson,
Westinghouse

Replaces 0122004510, 0122004426
0122004260, 0122004370, 2431



1200W
Ø 150mm

TH1365

Suits St. George
Replaces 1901, 820367

8" Version No Longer Available



1800W
Ø 200mm

TH1501

Suits Chef

Replaces 5721, 2943, 56328,
FY880000, 3130604, ES4379, 42010



1100W
Ø 150mm

TH1503

Suits Chef

Replaces 3503-10, 02942, 5722




1250W
Ø 150mm

TH1710

Suits Chef

Replaces 0122004250, ES4215,
0540001196, 1803-10, FK71000



2100W
Ø 200mm

TH1720

Suits Chef

Replaces 0122004251, 1801-10,
5700, 33912, 3130634, 4031,
FK72000



1250W
Ø 150mm

TH1732

Suits Malleys, GEC, GBE

Replaces 1753, 3130608, 5705,
4800000000, 2732, ES4115 G317510



2100W
Ø 200mm

TH1733

Suits Malleys, GEC, GBE

Replaces 1751, 5704,
4800017000, 2733, G317512,
C8400, 5704

HOTPLATES - COIL



1800W
Ø200mm




TH1800

Suits Westinghouse

Replaces 0122004334, 56336, 445729
446176K, 9525, FV11A000



1250W
Ø150mm



TH2248

Suits Malleys

Replaces



2050W
Ø200mm



TH2249

Suits Malleys

Replaces



1250W
Ø159mm



TH800C

Suits

Replaces



2050W
Ø200mm



TH820C

Suits

Replaces



1250W
Ø150mm



TH8296

Suits

Replaces



2100W
Ø200mm



TH8299

Suits

Replaces



SE126

Suits TH2248, TH2249



SE127

Suits TH1732, TH1733



SE129

Suits TH1710, TH1720

SOCKETS

 <p>1000W Ø 200mm High Profile</p> <p>12.14453.183 EGO Solid H/Plate HP Ø145mm 1000W/240V – Screw Connections</p>	 <p>1500W Ø 150mm High Profile</p> <p>12.84284.103 EGO Solid H/Plate HP Ø145mm 1500W/240V Coated Tab Term Block</p>	 <p>2000W Ø 200mm High Profile</p> <p>18.18463.183 Hot Plate Element HP 2000W/230V Ø180mm</p>
 <p>1250W Ø 150mm High Profile</p> <p>12.22454.183 EGO Solid H/Plate HP Ø220mm 2600W/240V</p>	 <p>1800W Ø 200mm High Profile</p> <p>GEV490012 Hotplate ø145mm 1500W 230V 4 Screw Terminals 8mm Rim</p>	 <p>1200W Ø 150mm High Profile</p> <p>GEV490014 Hotplate ø180mm 1500W 230V 4 Screw Terminals 8mm Rim</p>
 <p>1800W Ø 200mm High Profile</p> <p>GEV490018 Hotplate ø220mm 2000W 230V 4 Screw Terminals 8mm Rim</p>		
 <p>1000W Ø150mm Low Profile</p> <p>13.14453.030 EGO Solid H/Plate LP Ø145mm 1000W/240V</p>	 <p>1500W Ø150mm Low Profile</p> <p>13.14463.030 EGO Solid H/Plate LP Ø145mm 1500W/240V</p>	 <p>2000W Ø200mm Low Profile</p> <p>19.18463.030 EGO Solid H/Plate LP Ø180mm 2000W/240V</p>



2200/700
Watt
Ø230mm

10.51211
Hotplate 2200W 2200/750W 230V
Ø230 mm with wave blade heating



1200W
Ø140mm

10.54111
Hotplate Ø165mm 1200W 230V
Energy Control Temperature Detector



1800W
Ø180mm

10.58111
Hotplate Ø200mm 1800W 230V
Energy Control Temperature
Detector



2500W
Ø230mm

10.53211.033
EGO Hilite 2500W/240V
Ø230/140mm



1200W
Ø160mm

10.56111.002
EGO Hilite 1200W/240V Ø160mm




1700W
Ø180mm

10.58211.003
EGO Hilite 1700W/240V
Ø180/120mm



2000W
Ø195mm

10.59111.042
EGO Hilite 2000W/240V
Ø195mm



2200/750
Watt
Ø230mm

GEV490044
2200W 2200/750W 230V Ø230 mm
With Wave Blade Heating

Empty product box.

Empty product boxes.



Double Pole
Separate Pilot

TM32314

Double Pole Separate Pilot Energy Regulator With Centre Bush



Single Pole
Separate Pilot

TM55314

Single Pole Separate Pilot Energy Regulator With Centre Bush



Single Pole
Separate Pilot

TM58314

Single Pole Separate Pilot Energy Regulator With Centre Bush



Dual Control

TM82314

Energy Regulator 15A Dual To Suit Dual Hotplates



Dual Control

TMD3-110

Energy Regulator With Centre Bush To Suit Dual Hotplates



Single Pole
Separate Pilot

TMP101

Single Pole Separate Pilot Energy Regulator With Centre Bush



Double Pole
Isolated Pilot

TMSA-V01

Double Pole Energy Regulator With Isolated Pilot & Centre Bush



Single Pole
Separate Pilot
D Shaft

50.56078.007

Single Pole Separate Pilot EGO Energy Regulator With Centre Bush
D Shaft



Single Pole
Separate Pilot
Square Shaft

50.56078.008

Single Pole Separate Pilot EGO Energy Regulator With Centre Bush
Square Shaft



Double Pole
Separate Pilot

50.87071.000

Double Pole Separate Pilot EGO Energy Regulator With Screw Mount



Double Pole
Separate Pilot

50.87071.001

Double Pole Separate Pilot EGO Energy Regulator With Screw Mount



*Universal
Fan Forced
Motor*

OVE007

Universal Fan Forced Fan Motor
With Accessories



*Chef
Fan Forced
Motor*

0214002118K

Electrolux Bios Fan Motor
And Accessories



*Universal
Fan Forced
Motor*

GEV601164

Universal Fan Forced Fan Motor
With Accessories



*Belling
Fan Forced
Motor*

081581800

Suits Belling Models



*Fan Forced
Motor*

603025

Suits Some Baumatic, Technika,
Bertazzoni and Other Models



*Smeg
Fan Forced
Motor*

AI795210620

Fan Motor Only
Suits Some Smeg, Blanco Omega
Models



*Fan Blades
Six Blades*

VN122

EGO Six Blade 152mm Fan Blade



*Cooling
Fan
Barrel
Length
125mm*

TE201R

Right Mounted
Rotary Fan Motor 38W/240V



*Cooling
Fan
Barrel
Length
305mm*

TE202

Right Mounted
Rotary Fan Motor 38W / 240V



*Cooling
Fan
Barrel
Length
180mm*

TE203

Left Mounted
Rotary Fan Motor 25W/240V



*Cooling
Fan
Barrel
Length
180mm*

TE203R

Right Mounted
Rotary Fan Motor 25W/240V



*Cooling
Fan
Barrel
Length
200mm*

TE205

Right Mounted
Rotary Fan Motor 8W/240V

 <p>OL002 Oven Lamp 240V 15W Bayonet Cap Pilot 300°C</p>	 <p>OL003 Oven Lamp 240V 25W Bayonet Cap Pygmy 300°C</p>	 <p>OL004 Oven Lamp 240V 15W Edison Screw E17 Tubular 300°C</p>	 <p>OL005 Oven Lamp 240V 25W Edison Screw E17 Tubular 300°C</p>
 <p>OL006 Oven Lamp 120V 25W Edison Screw E17 Tubular 300°C</p>	 <p>OL007 Oven Lamp 240V 25W Edison Screw E17 Tubular 300°C</p>	 <p>OL008 Oven Lamp 240V 25W Edison Screw Fancy Round 300°C</p>	 <p>OL009 Oven Lamp 240V 25W Edison Screw Fancy Round 500°C</p>
 <p>OL010 Oven Lamp 240V 40W Edison Screw Fancy Round 300°C</p>	 <p>OL011 Oven Lamp 240V 40W Edison Screw Fancy Round 500°C</p>	 <p>OL012 Oven Lamp 240V 25W Edison Screw Pilot 300°C</p>	 <p>OL013 Oven Lamp 12V 5W G4 Base Halogen 500°C</p>
 <p>OL014 Oven Lamp 12V 5W G4 Base Halogen 300°C</p>	 <p>OL015 Oven Lamp 12V 10W G4 Base Halogen 500°C</p>	 <p>OL016 Oven Lamp 12V 20W G4 Base Halogen 500°C</p>	 <p>OL017 Oven Lamp 240V 25W G9 Base Halogen 300°C</p>
 <p>OL018 Oven Lamp 240V 40W G9 Base Halogen 300°C</p>	 <p>OL019 Oven Lamp 230V 20W Quick Connect Tubular 300°C Microwave</p>	 <p>OL020 Oven Lamp 240V 25W Small Bayonet Cap Pygmy 300°C</p>	 <p>OL021 Oven Lamp 240V 25W Small Edison Screw Fancy Round 300°C</p>



OL022

Oven Lamp 240V 25W
Small Edison Screw
Fancy Round 500°C



OL023

Oven Lamp 240V 40W
Small Edison Screw
Fancy Round 300°C



OL024

Oven Lamp 240V 40W
Small Edison Screw
Fancy Round 500°C



OL025

Oven Lamp 240V 15W
Small Edison Screw
Pilot 300°C



OL026

Oven Lamp 240V 15W
Small Edison Screw
Pilot 500°C



OL027

Oven Lamp 240V 25W
Small Edison Screw
Pilot 300°C



OL028

Oven Lamp 240V 25W
Small Edison Screw
Pilot 500°C



OL029

Oven Lamp 240V 15W
Small Edison Screw
Tubular 300°C



OL030

Oven Lamp 125V 15W
Small Edison Screw
Tubular 300°C



OL031

Rangehood Lamp
240V 40W SES
Tubular Twin Pack



OL032

Oven Lamp 240V 40W
Small Edison Screw
Tubular 500°C



OL033

Microwave Lamp Tubular
240V 25W
Straight Terminals



OL034

Microwave Lamp Tubular
240V 25W
90° Terminals



OL035

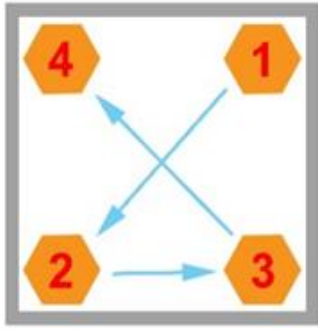
Microwave Lamp Tubular
240V 25W
90° Vertical Terminals



B0003

Lamp Holder Assembly
With 25W Lamp
Suits Multiple Brands

Bolt-On Element Installation Recommendations



WHEN FITTING ELEMENT BOLTS, FINGER TIGHTEN TO SIGHT ELEMENT HEAD AND GASKET INTO CORRECT POSITION THEN TIGHTEN BOLTS USING TORQUE WRENCH SET TO 8NM IN THE FOLLOWING ORDER:

TOP RIGHT - BOTTOM LEFT - BOTTOM RIGHT - TOP LEFT

Bolt-On Straight Hot Water Element With Leads And Gasket

<i>Image</i>	<i>Part Number</i>	<i>Wattage @ 240V</i>	<i>Penetration Length mm</i>
	TA1800B	1800	190
	TA2400B	2400	240
	TA3000B	3000	260
	TA3600B	3600	340
	TA4800B	4800	425
	TA6000B	6000	460

Bolt-On Sickle Hot Water Element With Leads And Gasket

<i>Image</i>	<i>Part Number</i>	<i>Wattage @ 240V</i>	<i>Penetration Length mm</i>
	TA1800	1800	270
	TA2400	2400	295
	TA3000	3000	260
	TA3600	3600	320
	TA4800	4800	325


Copper Bolt-On Hot Water Element With Leads And Gasket


<i>Image</i>	<i>Part Number</i>	<i>Wattage @ 240V</i>	<i>Penetration Length mm</i>
	TC1800	1800	270
	TC2400	2400	295
	TC3600	3600	320
	TC4800	4800	325

Low Watts Density Hot Water Element With Leads And Gasket

<i>Image</i>	<i>Part Number</i>	<i>Wattage @ 240V</i>	<i>Penetration Length mm</i>
	SW36BS	3600	460
	SW48BS	4800	610
	SW60BS	6000	700

2" Ceramic Bobbin Water Heating Elements

<i>Image</i>	<i>Part Number</i>	<i>Wattage @ 240V</i>	<i>Penetration Length mm</i>	<i>Copper Sheath To Suit</i>
	B	4800	525	SH36
	B1	3600	500	SH36
	B2	3000	500	SH36
	B3	2400	370	SH24
	B4	2000	370	SH24
	B5	1800	370	SH24
	B6	1500	320	SH15



50-80°C
Single Pole

TST1002

Thermostat Surface Mount
50-80°C



63-93°C
Single Pole Dairy

TST1006

Thermostat Surface Mount
60-90°C
For Dairy Applications



50-70°C
Single or Bottom Element

TST1201

Suits Bolt-On Elements
For Single Element Or Bottom Element Of Dual Element Units



60-80°C
Single Or Bottom Element

TST1205

Suits Bolt-On Elements
For Single Element Or Bottom Element Of Dual Element Units



70°C
Heat Pump With Eco Reset

TST1208

Suits Heat Pump Units



50-80°C
Solar With Auto Eco Reset

TST1301

Replaces Solar On-Roof Thermostats
With Auto Reset



50-80°
Dual/Boost Element

TST2201

Suits Bolt-On Elements
For Top Or Boost Element Of Dual Element Units



50-80°
Dual Solar With Eco Reset

TST2307

Suits Bolt-On Elements
For Boost Element Of Solar Dual Element Units



50-70°C
Single Or Bottom Element

T20433-3-1

Hot Water Thermostat
50-70°C



50-70°C
Single Or
Bottom
Element

EWT1L2-70

Hot Water Thermostat 50-70°C
 For Single Element Or Bottom
 Element Of Dual Element Units



60-80°C
Single Or
Bottom
Element

EWT1L2-80

Hot Water Thermostat 60-80°C
 For Single Element Or Bottom
 Element Of Dual Element Units



50-80°
Dual/Boost
Element

EWT2L2-80

Hot Water Thermostat 60-80°C
 For Top Or Boost Element Of
 Dual Element Units



60°C
24mm Face
Surface
Mount

TP-140

Thermostat Surface Mount 60°C
 2 Terminal, Normally Closed
 Quick Connect



77°C
24mm Face
Surface
Mount

TP-170

Thermostat Surface Mount 77°C
 2 Terminal, Normally Closed
 Quick Connect



96°C
24mm Face
Surface
Mount

TP-205

Thermostat Surface Mount 96°C
 2 Terminal, Normally Closed
 Quick Connect



0-80°C
2 Terminal
7" Stem
Thermostat

TP7

Thermostat Stem Type
 7" 15A 240V Blue 0-80°C



0-80°C
2 Terminal
11" Stem
Thermostat

TP11

Thermostat Stem Type
 7" 15A 240V Blue 0-80°C



VK7

Sheath
 Suits 7" Stem Thermostat TP7




VK11

Sheath
 Suits 11" Stem Thermostat TP11

*Reserved For
 Future Product*

*Reserved For
 Future Product*

Bend-It-Yourself Straight Length Elements



Image

31 kW/m² Elements For Wet & Dry Use

Part Number	Wattage/Voltage	Length mm
H03716	500W/240V	675mm
H03717	1000W/240V	1295mm
H03718	1250W/240V	1635mm
H03719	1500W/240V	1935mm


46.5 kW/m² Elements For Wet Or Dry Use


Part Number	Wattage/Voltage	Length mm
H03790	500W/240V	484mm
H03791	750W/240V	695mm
H03792	1000W/240V	910mm
H03793	1250W/240V	1120mm
H03794	1500W/240V	1330mm
H03795	1800W/240V	1585mm
H03796	2000W/240V	1755mm
H03797	2400W/240V	2280mm
H03798	3000W/240V	2600mm


120kW/m² Elements For Water Heating only

Part Number	Wattage/Voltage	Length mm
H03721	1250W/240V	445mm
H03722	1500W/240V	545mm
H03723	1800W/240V	645mm
H03724	2000W/240V	715mm
H03725	2400W/240V	850mm
H03726	3000W/240V	1048mm
H03727	3600W/240V	1250mm
H03728	4800W/240V	1650mm

Screw In Hot Water Elements

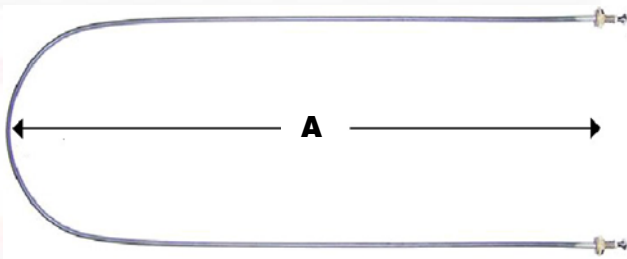
<i>Image</i>	<i>1" BSP Screw in Elements with connected leads and gasket to suit</i>			
	Part Number	Watts Density	Wattage	Penetration Length mm
	H03560	120 kW/m ²	600	145
	H03561	120 kW/m ²	900	200
	H03562	120 kW/m ²	1200	245
	H03563	120 kW/m ²	1500	205
	H03564	120 kW/m ²	1800	235
	H03565	120 kW/m ²	2000	255
	H03566	120 kW/m ²	2400	290
	H03567	120 kW/m ²	3000	295
	H03569	140 kW/m ²	3600	300
	H03570	140kW/m ²	4800	395
	P6123	Dog Wash	1800	230

<i>Image</i>	<i>1¼" BSP Screw in Elements with connected leads and gasket to suit</i>			
	Part Number	Watts Density	Wattage	Penetration Length mm
	H03571	120 kW/m ²	1800	205
	H03572	120 kW/m ²	2000	220
	H03573	120 kW/m ²	2400	260
	H03574	120 kW/m ²	3000	305
	H03575	120 kW/m ²	3600	355
	H03576	120 kW/m ²	4800	450

<i>Image</i>	<i>2" BSP Screw in Elements with connected leads and gasket to suit</i>			
	Part Number	Watts Density	Wattage	Penetration Length mm
	H03580	120 kW/m ²	1800	190
	H03581	120 kW/m ²	2000	210
	H03582	120 kW/m ²	2400	255
	H03583	120 kW/m ²	3000	305
	H03584	120 kW/m ²	3600	345
	H03585	120 kW/m ²	4800	460

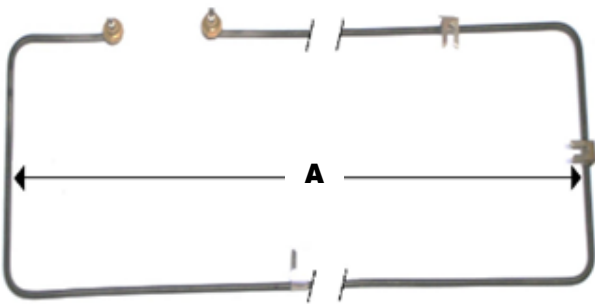
Pre-Formed Heating Elements

U-Shaped Bain Marie Elements with 250mm Centres & 3/8" Bushes



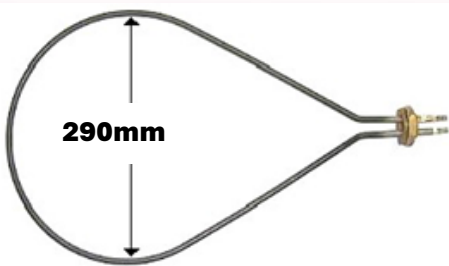
Part Number	Wattage/Voltage	Dimension A
TP709	2400W/240V	900mm
TP712	2400W/240V	1200mm
TP715	2400W/240V	1500mm
TP718	2400W/240V	1800mm

Roband Bain Marie Elements



Part Number	Wattage/Voltage	Dimension A
HC0030	1200W/240V	370mm
HC0031	1800W/240V	660mm
HC0032	2700W/240V	1000mm
HC0033	2700W/240V	1290mm
HC0034	2700W/240V	1580mm

Snowshoe Bain Marie Elements With 1" BSP Thread




Part Number	Wattage/Voltage	Penetration
TP700	1500W/240V	450mm
TP701	2400W/240V	450mm

BM Series Elements For Bain Maries



Part Number	Wattage/Voltage	Length mm
BM600	600W/240V	420mm



BM2500	2500W/240V	420mm
---------------	------------	-------



2400W
Portable
Immersion
Element
No Plug

TG3
2.4kW 240V portable over the side water heating element w/1.8m lead



1500W
Urn
Element

TUE1500
1" BSP 1500W Heating Element



2400W
Urn
Element

TUE2400
1" BSP 2400W Heating Element



2400W
Urn
Element

TWB2400
2400W Spiral Water Heating Element with 3/8" BSP bushes



2400W
Urn
Element

TUE4200
1" BSP 2400W Heating Element



2400W
Urn
Element
Boiling Billy

BB4850CT
Urn Element 2400W Loop Suits Boiling Billy Units



1500W
Zip
Econoboil
Element

95333
Zip 2000 Series 1500W Element
Other Zip Elements Available



2400W
Zip
Econoboil
Element

95334
Zip 2000 Series 1500W Element
Other Zip Elements Available



2400W
Rheem
Lazer
Element

RL24
Rheem Lazer Element 2.4kW
Other Sizes Available




750W
Woodson
Element

CMEL.0260
Element T/S Culinaire CDM-HS-V
750W



3200W
Woodson
Element
290x525

CMEL.0343
Woodson Salamander Heating Element 3200W 290x525mm



2400W
Bain Marie
Element


TSS0010
Element T/S Sharpline Bain Marie
W 300x900mm

 <p>2000W 100 Pie Unit Warmer Element</p> <p>PW1E Element MOD-U Form 2000W 240V - Suits Jomack PW1 Pie Warmer</p>	 <p>1200W 50 Pie Unit Warmer Element</p> <p>PW5E Element MOD-U Form 1200W 240V - Suits Jomack PW5 Pie Warmer</p>	<p>1250W Pie Warmer Element</p> <p>H03793-PW Multiform Pie Warmer Element 3/8" Bushes 190 X 175mm</p>
 <p>1350W Pie Warmer Element</p> <p>1315075 Birko Heating Element 1350W 50 Pie Unit</p>	 <p>2000W Pie Warmer Element</p> <p>1315077 Birko Heating Element 2kW 100 Pie Unit</p>	 <p>700W Hot Dog Warmer Element</p> <p>HC0056 Element Hot Dog 700W/240V</p>
 <p>A b c d e</p> <p>HC0043</p>	 <p>15000W 3 Circuit Ø405mm Convection Element</p> <p>GEV415385 15000kW Triple Element Suits Ascaso</p>	 <p>6545W 3 Circuit 355mm Penetration Dishwasher Element</p> <p>GEV416240 Element 6545W Suits Hobart, Ascaso, Bonnet, Colged</p>
 <p>2200W 235mm Penetration 3 Hole Flange Mount</p> <p>GEV416275 Element 2200W 230V, Suits Ascaso, Comenda</p>	 <p>9000W 3 Circuit 407mm Penetration</p> <p>GEV416291 Element 9000W Suits Ascaso</p>	 <p>2400W 2 Circuit 175mm Penetration</p> <p>GEV417004 2.4kW Coffee Machine Element Suits Ascaso, Faema, Grimac</p>

 <p>4500W</p> <p>375mm Penetration Fagor Element</p> <p>GEV418529</p> <p>4500W Heating Element Suits Ascaso, Fagor</p>	 <p>15000W</p> <p>3 Circuit</p> <p>580mm Penetration</p> <p>GEV418770</p> <p>Heating Element 15000W Suits Meiko</p>	 <p>5000W</p> <p>2 Circuit</p> <p>ID</p> <p>ø223mm</p> <p>GEV419144</p> <p>Radiator L 265mm H 65mm L1 25mm B1 55/25mm H1 6mm H2 59mm</p>
		 <p>18000W</p> <p>6 Circuit</p> <p>Rational Element</p> <p>LF5131588</p> <p>Heating Element 18000W Suits Rational Ovens</p>


EGO Thermostats

51 Series Capillary Thermostats 16A(4A) 240V (unless noted)

	Part Number	Features	Temp Range °C	Capillary Length	Bulb Size	Contacts	Stuffing Gland
	51.16915.100		0 – 40°C	890mm	104 x 8	20 Amp Changeover	
	51.34955.030	Safety Thermostat 360 Degrees	360°C	1400mm	133 x 6		


EGO Thermostats

55 Series Capillary Thermostats 16A(4A) 240V (unless noted)

	Part Number	Features	Temp Range °C	Capillary Length	Bulb Size	Contacts	Stuffing Gland
	55.13001.150	Spa pools	0 – 40°C	390	108 x 6	Single contact	
	55.13012.740	Water heaters	50 – 79°C	870	83 x 6	Single contact	
	55.13022.010	General Applications	31 – 110°C	870	113 x 6	Single contact	✓
	55.13022.050	Bain Maries-Urns etc.	31 – 110°C	870	113 x 6	Single contact	
	55.13024.020	Bain Maries-Urns etc.	30 – 110°C	1170	113 x 6	Single contact	✓
	55.13034.040	Deep Fat Fryers	55 – 200°C	1430	77 x 6	Single contact	✓
	55.13042.180	Deep Fat Fryers	98 – 205°C	870	157 x 4	Single contact	✓
	55.13042.230	Gas Deep Fryers	98 – 205°C	870	157 x 4	Gold Contact 0.5A	✓
	55.13052.110	Ovens / Griddle Plates	65 – 288°C	870	91 x 4	Single contact	
	55.13053.010	Griddle plates	50 – 270°C	1130	160 x 3.1	Single contact	
	55.13055.050	Barbeque	60 – 256°C	1770	Pan Sensor	Single contact	
	55.13064.110	Ovens	50 – 320°C	1430	160 x 3.1	Single contact	
	55.13082.040	Pizza Ovens	50 – 460°C	600	228 x 3.9	Single contact	
	55.13112.140	Auto reset	92°C	870	113 x 6	Single Contact	✓
	55.13202.130	Hot House/ Incubators	20 – 50°C	870	173 x 6	Changeover	
	55.13204.010	General Applications	0 – 40°C	1430	147 x 6	Changeover	
55.13205.010	Refrigeration	-1°C	1730	98 x 6	Changeover		
55.13219.320	General Applications	32 – 90°C	710	129 x 6	Changeover		
55.13234.010	Deep Fat Fryers	62 – 200°C	1430	77 x 6	Changeover	✓	
55.13244.010	Ovens / Steam Ovens	50 – 250°C	1430	160 x 3.1	Changeover	✓	
55.13262.010	Ovens	50 – 320°C	870	160 x 3.1	Changeover		


EGO Thermostats

55.135 Series Capillary Thermostats 16A 240V

	Part Number	Features	Temp Range °C	Capillary Length	Bulb Size	Contacts	Stuffing Gland
	55.13511.060	Spa Heaters Manual Reset	55°C	390	94 x 6	Single Contact	
	55.13512.090	Manual Reset	100°C	870	77 x 6	Single Contact	
	55.13512.110	Manual Reset	75°C	870	77 x 6	Single Contact	
	55.13512.120	Manual Reset	90°C	830	98 x 6	Single Contact	
	55.13521.080	Manual Reset	120°C	350	147 x 6	Single Contact	
	55.13583.010	Oven Manual Reset	420°C	1130	228 x 3.9	Single Contact	


EGO Thermostats

55.136 Series Capillary Thermostats with Auxiliary Contact Switch

	Part Number	Features	Temp Range °C	Capillary Length	Bulb Size	Contacts	Stuffing Gland
	55.13602.030	Fan heaters	0 – 40°C	870	Spiral 95 x 25	Single Contact	


EGO Thermostats

55.17 Series Capillary Thermostats 16A 240V

	Part Number	Features	Temp Range °C	Capillary Length	Bulb Size	Contacts	Stuffing Gland
	55.17022.010	Urns etc.	30 – 120°C	860	113 x 6	Single contact	✓
	55.17024.010	Bain Maries, Urns etc.	30 – 110°C	1440	94 x 6	Single contact	✓
	55.17042.050	Deep Fat Fryers	98 – 205°C	840	87 x 6	Single contact	✓
	55.17052.040	Ovens, Griddle Plates	48 – 285°C	840	152 x 3	Single contact	
	55.17052.310	General Applications	182–275°C	840	196 x 3.03	Single contact	
	55.17204.010	General Applications	0 – 40°C	1440	147 x 6	Changeover	


EGO Thermostats

55.18 Series Capillary Thermostats 16A(4A) 240V (unless noted)

	Part Number	Features	Temp Range °C	Capillary Length	Bulb Size	Contacts	Stuffing Gland
	55.18001.010	Heating Applications	0 – 40°C	390	147 x 6	Single contact	
	55.18002.010	Seed propagation	0 – 40°C	870	147 x 6	Single contact	
	55.18003.010	General Applications	2.5 – 40°C	1170	147 x 6	Single contact	
	55.18022.020	Urns etc.	30 – 120°C	870	102 x 6	Single contact	✓
	55.18029.010	General Applications	35 – 150°C	185	100 x 4	Single contact	
	55.18224.010	General Applications	30 – 110°C	1470	113 x 6	Changeover	


EGO Thermostats

55.19 Series Capillary Thermostats 16A 240V (unless noted)

	Part Number	Features	Temp Range °C	Capillary Length	Bulb Size	Contacts	Stuffing Gland
	55.19112.800	Auto Reset	55°C	900	130 x 6	Single Contact	
	55.19522.020	Manual Reset	130°C	870	130 x 6	Single Contact	


EGO Thermostats

55.32 Series Capillary Thermostats 20A(4A) 240V (unless noted)

	Part Number	Features	Temp Range °C	Capillary Length	Bulb Size	Contacts	Stuffing Gland
	55.32522.010	General Applications	110°C	890	94 x 6	3 Pole manual reset Failsafe	
	55.32542.120	Special Applications	228°C	890	87 x 6	3 Pole Manual reset Changeover	✓


EGO Thermostats

55.34 Series Capillary Thermostats 20A(4A) 240V (unless noted)

	Part Number	Features	Temp Range °C	Capillary Length	Bulb Size	Contacts	Stuffing Gland
	55.34024.040	Water boilers	32 – 110°C	1480	138x6	3 Pole	
	55.34029.010	Saunas	Variable Ranges	2300	129 x6	3 Pole, Each pole 4° apart	
	55.34029.070	General Applications	32 – 110°C	3520	140x6	3 Pole	
	55.34032.050	Deep Fat Fryers	65 – 200°C	880	77x6	3 Pole	✓
	55.34202.040	Air-Con, Hot Houses	Variable Ranges	880	215x6	3 Pole, Each pole 2° apart	
	55.34314.130	Commercial Dishwashers	80/92/92°C	1480	173.6	3 Pole, Fixed Temps	✓


EGO Thermostats

56 Series Capillary Thermostats 16A(4A) 240V (unless noted)


	Part Number	Features	Temp Range °C	Capillary Length	Bulb Size	Contacts	Stuffing Gland
	56.10544.510	Deep Fryer Manual Reset	238°C	1470	77x6	Single Contact	✓
	56.10549.640	Moffat Deep Fryer Limit	220°C	700	77x6	Manual Reset Failsafe	✓
	56.10572.510	Ovens	365°C	860	76x5	Manual Reset Failsafe	✓

Rainbow Capillary Thermostats

TS Capillary Thermostats 20A(4A) 250V (Complete With Knob And Bezel)


	Part Number	Features	Temp Range °C	Capillary Length	Bulb Size	Contacts	Stuffing Gland
	TS-040S	General Purpose	0-40°C	2000	6 x 125	Changeover	
	TS-050S	General Purpose	0-50°C	2000	6 x 125	Changeover	
	TS-090S	General Purpose	0-90°C	2000	6 x 125	Changeover	
	TS-120S	General Purpose	0-120°C	2000	5 x 101	Changeover	
	TS-120ST	General Purpose	0-120°C	2000	5 x 101	Single Contact	✓
	TS-200S	General Purpose	0-200°C	2000	5 x 84	Changeover	
	TS-200BL	General Purpose	0-200°C	2000	5 x 84	Single Contact	✓
	TS-320S	General Purpose	50-320°C	2000	3 x 143	Single Contact	

RNTS Heavy Duty Capillary Thermostats 30A 250V (Complete With Knob And Bezel)


	Part Number	Features	Temp Range °C	Capillary Length	Bulb Size	Contacts	Stuffing Gland
	RNTS-120S	General Purpose	0-120°C	1000	8 x 166	Single Contact	✓
	RNTS-200S	General Purpose	0-200°C	1000	5.8 x 153	Single Contact	✓
	RNTS-320S	General Purpose	0-320°C	1000	5.8 x 152	Single Contact	

ROBERTSHAW Thermostats

EA Series Capillary Thermostats 25A(4A) 250V (unless noted)

	Part Number	Features	Temp Range °C	Capillary Length	Bulb Size	Contacts	Stuffing Gland
	EA3-511	Fixed Temp Zip Boilers	88°C		130 x 9	Single Contact	
	RX10-36	Gas Deep Fryer	95-205°C	1130	130 x 9	M/Volt Only	✓
	RX1-36	Gas Deep Fryer (USA)	95-205°C	1130	130	M/Volt Only	✓
	TEA3447	Domestic	70-290°C	1520	288 x 5	Single Contact	
	TEA5497	Bake Oven	70-290°C	1830	288 x 5	Single Contact	
	TEA5607	Bain Marie Hosp. Equip	15-120°C	1830	115 x 10	Single Contact	✓
	TEA5701	Fryers	95-205°C	1220	145 x 10	Single Contact	✓

LC Series Capillary Thermostats 20A 240V

	Part Number	Features	Temp Range °C	Capillary Length	Bulb Size	Contacts	Stuffing Gland
	LCH-0025	Fryer Manual Reset	232°C	870	75 x 7.5	Single Contact	✓
	LCCM-0017	Fryer Auto Reset	232°C	870	75 x 7.5	Single Contact	✓
	LCHM0503000	Fryer Manual Reset	232°C	870	75 x 7.5	Single Contact	✓



360°C
1490mm
Capillary
Bulb Size
4x122mm

GEV375017

Safety Thermostat 360°C 3-Pole
 20A
 Suits Ascobloc, Berner, Cookmax,
 EGO



50-300°C
1740mm
Capillary
Bulb Size
6x79mm

GEV375038


Thermostat 50-300°C
 Suits Angelo-Po, Bonnet, EGO,
 Electrolux, Juno, Öztiryakiler,
 Rosinox, Zanussi



20-500°C
1000mm
Capillary
Bulb Size
8x155mm

GEV375103

Thermostat 20-500°C 3-pole 3CO
 16A probe 8mm probe L 155mm
 Suits GGF, Pizza-Group, Tornati



0-90°C
1000mm
Capillary
Bulb Size
6.5x85mm

GEV375805

0 - 90°C Changeover
 Thermostat
 Suits VEGA / EM Group Germany



0-90°C
900mm
Capillary
Bulb Size
6x87mm

GEV375577

Safety Thermostat
 170°C 3-Pole 0,5A
 Suits Ascaso, EGO, Electrolux



360°C
1800mm
Capillary
Bulb Size
3x160mm

GEV376006


EGO Thermostat 360°C Manual
 Reset
 Suits Moffat, Blue Seal, EGO



0-90°C
1500mm
Capillary
Bulb Size
6.5x95mm

GEV390421

0-90°C Changeover
 Screw Adjustment
 Suits Aristarco, Ascaso, Colged,
 Dhr, Elettrobar, Kromo, Modular,
 Rhima



272°C
1300mm
Capillary
Bulb Size
3x165mm

GEV376057

Thermostat 1-Pole
 Suits Ascaso, EGO, Piron



-40+40°C
55mm
Cutout
1000mm
Capillary
Bulb Size
5x32mm

TMRB-040

Thermometer (Round Face)
 -40 to +40°C



0-120°C
55mm
Cutout
1000mm
Capillary
Bulb Size
5x32mm

TMRB-120

Thermometer (Round Face)
 -0 to +120°C



-40+40°C
25x58mm
Cutout
1000mm
Capillary
Bulb Size
5x32mm

TMSA-40

Thermometer (Rectangular)
 -40 to +40°C



0-120°C
25x58mm
Cutout
1000mm
Capillary
Bulb Size
5x32mm

TMSA-120

Thermometer (Rectangular)
 0 to 120°C



0-90°C
Ø52mm
Cutout
1500mm
Capillary
Bulb Size
6.5x28mm

GEV541065

Stainless Thermometer Ø52mm
 0 to 120°C
 C/W Mounting Bracket



0-120°C
Ø60mm
Cutout
Bulb Size
6.5x28mm

GEV541091

Thermometer Ø60mm Cutout
 0 to 120°C



0-120°C
25.5x58
Cutout
3000mm
Capillary
Bulb Size
6.5x20mm

GEV541095

Thermometer
 0 to 120°C



0-120°C
62x11mm
Cutout
2000mm
Capillary
Bulb Size
6x27mm

GEV541306

Thermometer
 0 to 120°C



0-500°C
Ø63.6mm
Face
Stem
Ø9mm
Stem
300mm

GEV580135

Thermometer Face Ø63,6mm
 Installation Ø 9mm
 0 to 500°C



3570-039-19

Swann Series 20 DPST
Cutout 16x13mm
On/Off



3635-051-41

Swann Series 23 SPST
Cutout 19x13mm
Momentary On/Off



3633-091-02

Swann Series 23 SPST
Cutout 19x13mm
On/Off



3705-837-01

Swann Series 39 SPST
Cutout 17.5x12mm
On/Off



3340-041-11

Swann Series 40 SPDT
Cutout 25x12mm
On/Off/On



3340-019-19

Swann Series 40 SPDT
Cutout 25x12mm
On/On



3340-079-19

Swann Series 40 SPDT
Cutout 25x12mm
Momentary On/On



3340-848-11

Swann Series 40 SPDT
Cutout 25x12mm
Low/Off/High



3440-031-12

Swann Series 41 SPDT
Cutout 28.6x11.5mm
On/On



3350-041-91

Swann Series 50 DPDT
Cutout 27x22mm
On/Off/On



3351-011-91

Swann Series 50 DPDT
Cutout 27x22mm
On/ On



3352-0141-11

Swann Series 50 DPDT
Cutout 27x22mm
On/Off/On



3470-081-22

Swann Series 51 DPST
Cutout 28.4x22mm
On/On



3790-011-11

Swann Series 52 DPST
Cutout 30x22mm
On/On



3390-011-21

Swann Series 73 DPDT
Cutout 38x20mm
On/On



3370-827-02

Swann Series 70 SPDT
Cutout 38x12mm
On/Off/On




3370-851-90

Swann Series 70 SPDT
Cutout 38x12mm
On/Off/On




3413-807-21

Swann Series 82 SPST
Cutout 36x21mm
On/Off/On



3480-041-01

Series 875 Toggle DPDT
On/Off/On



3360-041-01

Series 475 Toggle SPDT
On/Off/On



1300-22-05

Commelux SPDT
Cutout 23x12mm
On/Off/On



1300-23-01

Commelux SPDT
Cutout 23x12mm
On/Off/On



1300-23-02

Commelux SPST
Cutout 23x12mm
On/Off



1300-23-03

Commelux SPST
Cutout 23x12mm
On/Off



1300-23-06

Commelux SPST
Cutout 23x12mm
On/Off



1300-23-07

Commelux SPDT
Cutout 23x12mm
On/Off/On



1300-23-08

Commelux Dual SPST
Cutout 28x22mm
On/Off



1300-23-09

Commelux Dual SPST Red
Cutout 28x22mm
On/Off



1300-25-09

Stove Light Switch
On/Off



3430-804-09

Swann double pole single
throw fridge door switch



3430-809-09

Swann double pole single
throw fridge door switch



3650-008-09

Swann single pole single
throw fridge door switch



6006

Changeover
Pantry Door Switch White



6006B

Changeover
Pantry Door Switch Black



GEV301054

Red Illuminated
Waterproof 19x13mm
SPST Push Off/On



GEV301066

Black O-I
Cutout 19x13mm
DPST Off/On



GEV301067

Red O-I
Cutout 19x13mm
DPST Off/On



GEV301068

Amber O-I
Cutout 19x13mm
SPST Off/Momentary On



GEV301069

Green O-I
Waterproof 19x13mm
DPST Off/On



GEV346871

Green Illuminated
Cutout 19x13mm
DPST Push Off/On



GEV347079

Green Illuminated
Waterproof 19x13mm
DPST Push Off/On



GEV347106

Black Waterproof
Cutout 19x13mm
DPST Push Off/On



GEV347283

Black Push Button
Cutout 19x13mm
SPST Off/Momentary On



GEV347292

Red Illuminated
Waterproof 19x13mm
DPST Push Off/On



GEV346549

Black Non-Illuminated
Cutout 19x22mm
SPST Off/On



GEV346552

Red Illuminated Dual
Cutout 19x22mm
2 x SPST Off/On



GEV346036

Red Illuminated
Cutout 37x21mm
DPST Off/On Screw



GEV347824

Grey O-I
Cutout 37x21mm
DPST Off/On



GEV34970

Red Illuminated
Cutout 37x21mm
DPST Off/On Screw



GEV348098

Black
Cutout 37x21mm
DPDT On/Off/On

 <p>GEV301010 Red Illuminated Cutout 30x11mm SPST Off/On</p>	 <p>GEV301011 Amber Illuminated Cutout 30x11mm SPST Off/On</p>	 <p>GEV301012 Green Illuminated Cutout 30x11mm SPST Off/On</p>	 <p>GEV301013 Black Non-Illuminated Cutout 30x11mm SPST Off/On</p>
 <p>GEV301053 White Illuminated O-I Cutout 30x11mm SPST Off/On</p>	 <p>GEV301290 Red Illuminated O-I Cutout 30x11mm SPST Off/On</p>	 <p>GEV301291 Amber Illuminated O-I Weatherproof 30x11mm SPST Off/On</p>	 <p>GEV301292 White Illuminated O-I Weatherproof 30x11mm SPST Off/On</p>
 <p>GEV301293 Green Illuminated O-I Weatherproof 30x11mm SPST Off/On</p>	 <p>GEV345575 Black I-O-II Cutout 30x11mm SPDT On/Off/On</p>	 <p>GEV346890 White Illuminated I-II Cutout 30x11mm SPDT On/On</p>	 <p>GEV347185 White Illuminated I-II Cutout 30x11mm SPDT On/On</p>
 <p>GEV347350 Black O-I Cutout 30x11mm SPST On/Off</p>	 <p>GEV348107 Black Blank-I Cutout 30x11mm SPST Momentary On/Off</p>		 <p>GEV301035 Weatherproof Boot To Suit 30x11mm</p>



GEV301000

Blue Illuminated O-I
Cutout 30x22mm
DPST Off/On



GEV301001

Red Illuminated O-I
Cutout 30x22mm
DPST Off/On



GEV301002

Amber Illuminated O-I
Cutout 30x22mm
DPST Off/On



GEV301003

Green Illuminated O-I
Cutout 30x22mm
DPST Off/On



GEV301004

Black Non-Illuminated
Cutout 30x22mm
DPDT On/On



GEV301009

White Illuminated O-I
Cutout 30x22mm
DPST Off/On



GEV301015

Red Illuminated
Cutout 30x22mm
DPDT On/On



GEV301016

Amber Illuminated
Cutout 30x22mm
DPDT On/On



GEV301017

Green Illuminated
Cutout 30x22mm
DPDT On/On



GEV301018

Amber Illuminated O-I
Cutout 30x22mm
DPST Off/Momentary On



GEV301019

Green Illuminated O-I
Cutout 30x22mm
DPST Off/Momentary On



GEV301020

Red Illuminated O-I
Cutout 30x22mm
DPST Off/Momentary On



GEV301030

Dual Red Illuminated
Cutout 30x22mm
2 x SPST Off/On



GEV301032

Red Illuminated
With Indicator 30x22mm
SPST Off/On



GEV301034

Green Illuminated
With Indicator 30x22mm
SPST Off/On



GEV301081

White Illuminated
Cutout 30x22mm
DPST Off/On



GEV301084

Push On/Push Off
Cutout 30x22mm
DPST Off/On



GEV301086

Push On/Push Off
Cutout 30x22mm
DPST Off/On



GEV301145

Green Illuminated O-I
Cutout 30x22mm
DPST Off/Momentary On



GEV301188

Black Rocker I-O-II
Cutout 30x22mm
DPST On/Off/On

 <p>GEV301202 Black O-I Weatherproof 30x22mm DPST Off/On</p>	 <p>GEV301272 White Illuminated I-O-II Cutout 30x22mm DPST On/Off/On</p>	 <p>GEV345423 Black Directional DPDT Cutout 30x22mm Mom. On/Off/Mom. On</p>	 <p>GEV345491 Amber Illuminated Cutout 30x22mm DPST Off/Momentary On</p>
 <p>GEV346068 Black O-I Cutout 30x22mm DPST Off/Momentary On</p>	 <p>GEV346110 Black Coffee With Light Cutout 30x22mm DPST Off/Momentary On</p>	 <p>GEV346377 Black O-I Cutout 30x22mm DPST Off/On</p>	 <p>GEV347412 Dual Red Illuminated Cutout 30x22mm 2 x SPST Off/On</p>
 <p>GEV347774 Amber Illuminated O-I Weatherproof 30x22mm DPST Off/On</p>	 <p>GEV347775 Red Illuminated O-I Weatherproof 30x22mm DPST Off/On</p>	 <p>GEV347791 Green Illuminated O-I Weatherproof 30x22mm DPST Off/On</p>	 <p>GEV347814 Black Illuminated O-I Weatherproof 30x22mm DPST Off/On</p>
 <p>GEV347973 Amber Illuminated O-I Weatherproof 30x22mm DPST Off/On</p>			 <p>GEV301036 Weatherproof Boot To Suit 30x22mm</p>



GEV345013

Round Button Red O-I
Cutout 25x25mm
DPST Off/On



GEV346448

Round Button White O-I
Cutout 25x25mm
DPST Off/On



GEV347115

Round Button White
Cutout 25x25mm
DPST Off/On




GEV301323

Protective Cover
Size 35x35mm H 11mm




GEV301075

Round Red Ignition
Cutout 27x22mm
DPST Off/Momentary On




GEV345033

Red Pushbutton
Cutout 27x22mm
DPST Off/On



GEV345035

Green Pushbutton
Cutout 27x22mm
DPST Off/On



GEV345094

Red Pushbutton
Cutout 27x22mm
DPDT On/On



GEV345100

Green Pushbutton
Cutout 27x22mm
DPST Off/Momentary On



GEV345226

Pushbutton Round White
Cutout 28x28mm
SPST Off/Momentary On



GEV345499

Pushbutton Round White
Cutout 28x28mm SPST
Off/On



GEV345565

Green With Indicator
Cutout 28x28mm
DPST Off/On



GEV301139

Rocker Switch
Cutout 34.2x12.6mm
DPST Off/On



GEV346315

Pushbutton Mounting
Cutout ø16mm
Round Red



GEV346402

Pushbutton Round Red
Cutout ø22.3mm
Screw Connection



GEV346798

Push Button Green
Mounting Cutout Ø22mm



GEV345160

Pressure Switch
Cutout ø25mm
Round Red



GEV345161

Pressure Switch
Cutout ø25mm
Round Green



GEV345130

Pushbutton Switch
SPST Off/On



GEV345606

Pushbutton Switch
DPST Off/Momentary On



GEV347098

Pushbutton Switch
DPST Off/On



GEV345538

Black Button
ø11.9mm



GEV346810

Pushbutton Blue
Dimensions 17x13mm



KJD16

Weatherproof (IP55)
Electromagnetic Switch
DPST Off/On



KJD17

Weatherproof (IP55)
Electromagnetic Switch
DPST Off/On



KJD17F

Weatherproof (IP55)
Electromagnetic Switch
Remote Trip DPST Off/On



37415

Black With Splashproof
Cover
SPST Off/On



3995-020-09

Pushbutton Switch
Single Pole



TBSN-310

1.5kw 3P 10A Surface
Mount Power Switch




TBSS315

15A 3P 2.2Kw Latching
Power Switch



XB2-BA21

Flush Pushbutton Black
C/W N/O Contact Block



XB2-BA42

Flush Pushbutton - Red
C/W N/C Contact Block



XB2-BD21

2 Position Selector Switch
C/W N/O Contact Block



36-100-34-1050

Single Pole Single Throw
Microswitch



AI00609002

SPDT Universal
Microswitch Kit
With 5 levers



GEV345032

Microswitch With Push Pin
N/O Pin Actuated
Cutout Ø10mm



GEV345042

Single Pole Double Throw
Microswitch
No Lever



GEV345253

SPDT Microswitch
37mm lever with roller



TM1300

Microswitch
15A/240V
Pin Head Plunger



TM1301

Microswitch
15A/240V
Lever Pin Head Plunger



TM1305

Microswitch
15A/240V
Slim Spring Plunger



TM1306

Microswitch
15A/240V
Short Button Plunger



TM1308

Microswitch
15A/240V
Button Plunger With Roller



TM1309

Microswitch
15A/240V
Cross Roller Plunger



TM1701

Microswitch
15A/240V
63mm Lever



TM1702

Microswitch
15A/240V
28mm Lever



TM1703

Microswitch
15A/240V
49mm Lever With Roller



TM1704

Microswitch
15A/240V
27mm Lever With Roller



TZ6101

Microswitch
15A/240V
IP67



TZ7166

Microswitch
Enclosed
With Plastic Rod Lever



TZ7310

Microswitch
15A/240V
Long Button Plunger



TZ-5102

Limit Switch
10A/240V IP65
Button Plunger with Roller



TZ5104

Limit Switch
10A IP65
Nonadjustable Roller Lever



TZ5106

Limit Switch
10A/240V IP65
Spring Wire Lever



TZ5109

Limit Switch
10A/240V P65 Roller
Plunger Lever



TZ7120

Limit Switch
10A/240V IP65 Rated
63.5mm Lever



TZ7312

Limit Switch
10A/240V
Cross Roller Plunger



TZ8104

Limit Switch
5A/240V IP65 Rated
Nonadjustable Roller



TZ8108

Limit Switch
5A/240V
Adjustable Roller Lever



TZ8112

Limit Switch
5A/240V
Roller Lever



TZ8167


Limit Switch
5A/240V
Safety Spring Toggle




TZ9204

Limit Switch
5A/240V
Non-Adjustable Roller


**Tend Toggle Switches Ø12mm nut mount
with 6.4mm quick connect terminals**

<i>Image</i>	<i>Part Number</i>	<i>Description</i>	<i>Function</i>
	T511A	Single Pole Single Throw Toggle Switch	On-Off
	T5R11A	Momentary Single Pole Single Throw Return Toggle	(On)-Off


**Tend Toggle Switches Ø12mm nut mount
with 6.4mm quick connect terminals**

<i>Image</i>	<i>Part Number</i>	<i>Description</i>	<i>Function</i>
	T512A	Single Pole Double Throw Toggle Switch	On-On
	T5R12A	Momentary Single Pole Double Throw Return Toggle	(On)-On
	T513A	Single Pole Double Throw Toggle Switch	On-Off-On
	T5R13A	Momentary Single Pole Double Throw Return Toggle	(On)-Off-(On)
	T5R131A	Momentary Single Pole Double Throw Return Toggle	(On)-Off


**Tend Toggle Switches Ø12mm nut mount
with 6.4mm quick connect terminals**

<i>Image</i>	<i>Part Number</i>	<i>Description</i>	<i>Function</i>
	T521A	Double Pole Single Throw Toggle Switch	On-Off
	T5R21A	Momentary Double Pole Single Throw Return Toggle	(On)-Off


**Tend Toggle Switches Ø12mm nut mount
with 6.4mm quick connect terminals**

<i>Image</i>	<i>Part Number</i>	<i>Description</i>	<i>Function</i>
	T522A	Double Pole Double Throw Toggle Switch	On-On
	T5R22A	Momentary Double Pole Double Throw Return Toggle	(On)-On
	T523A	Double Pole Double Throw Toggle Switch	On-Off-On
	T5R23A	Momentary Single Pole Double Throw Return Toggle	(On)-Off-(On)
	T5R23A	Momentary Single Pole Double Throw Return Toggle	(On)-Off-(On)


**Tend Toggle Switches Ø12mm Nut Mount
With 6.4mm Screw Terminals**

<i>Image</i>	<i>Part Number</i>	<i>Description</i>	<i>Function</i>
	T511B	Single Pole Single Throw Toggle Switch	On-Off
	T5R11B	Momentary Single Pole Single Throw Return Toggle	(On)-Off


**Tend Toggle Switches Ø12mm Nut Mount
with 6.4mm Screw Terminals**

<i>Image</i>	<i>Part Number</i>	<i>Description</i>	<i>Function</i>
	T512B	Single Pole Double Throw Toggle Switch	On-On
	T5R12B	Momentary Single Pole Double Throw Return Toggle	(On)-On
	T513B	Single Pole Double Throw Toggle Switch	On-Off-On
	T5R13B	Momentary Single Pole Double Throw Return Toggle	(On)-Off-(On)
	T5R131B	Momentary Single Pole Double Throw Return Toggle	(On)-Off

**Tend Toggle Switches Ø12mm Nut Mount
With 6.4mm Screw Terminals**

<i>Image</i>	<i>Part Number</i>	<i>Description</i>	<i>Function</i>
	T521B	Double Pole Single Throw Toggle Switch	On-Off
	T5R21B	Momentary Double Pole Single Throw Return Toggle	(On)-Off

**Tend Toggle Switches Ø12mm nut mount
With 6.4mm Screw Terminals**

<i>Image</i>	<i>Part Number</i>	<i>Description</i>	<i>Function</i>
	T522B	Double Pole Double Throw Toggle Switch	On-On
	T5R22B	Momentary Double Pole Double Throw Return Toggle	(On)-On
	T523B	Double Pole Double Throw Toggle Switch	On-Off-On
	T5R23B	Momentary Single Pole Double Throw Return Toggle	(On)-Off-(On)
	T5R23B	Momentary Single Pole Double Throw Return Toggle	(On)-Off-(On)



GEV346516

Rocker Switch
Cutout Ø12mm 250V/15A
SPST Off/On




GEV346518

Rocker Switch
Cutout Ø12mm 250V/15A
SPDT On/Off/Mom. On




GEV346519

Rocker Switch
Cutout Ø12mm 250V/15A
DPST Off/On




3360-011-01

Swann Toggle Switch
Series 475
SPDT On/On




3360-041-01

Swann Toggle Switch
Series 475 3 Position
SPDT On/Off/On



3480-041-01

Swann Toggle Switch
Series 875 3 Position
DPDT On/Off/On



3480-815-31

Swann Toggle Switch
Series 875 3 Position
DPDT On/Off/On



TO13A

Tend Toggle Switch
10A/250V
SPDT On/Off/On



7012C

Chily Toggle Switch
10A/240V
SPDT On/On



7013C

Chily Toggle Switch
10A/240V
SPDT On/Off/On



7023C

Chily Toggle Switch
10A/240V
DPDT On/Off/On



CS301AP22

Heavy Duty Toggle Switch
30A DPST



CS301ASSS

Heavy Duty Toggle Switch
20A DPST



GEV359041

Indicator Light Green
Cutout Ø12mm



GEV359042

Indicator Light Amber
Cutout Ø12mm



GEV359043

Indicator Light Red
Cutout Ø12mm



GEV359109

Indicator Lamp Green
Cutout Ø6mm No Lens
Lens PN GEV359806



GEV359126

Light Bulb Housing Green
Cutout Ø13mm



GEV359127

Light Bulb Housing Amber
Cutout Ø13mm



GEV359130

Indicator Lamp Clear
Cutout Ø8mm



GEV359135

Indicator Light Red
Cutout Ø9mm



GEV359136

Indicator Light Green
Cutout Ø9mm



GEV359137

Indicator Light Amber
Cutout Ø9mm



GEV359139

Indicator Light Green
Cutout Ø10mm



GEV359141

Indicator Light Red
Cutout Ø13mm



GEV359155

Red Indicator
Cutout 30x22mm



GEV359156

Amber Indicator
Cutout 30x22mm



GEV359157

Green Indicator
Cutout 30x22mm



GEV359158

Red Indicator
Cutout 30x11mm



GEV359159

Amber Indicator
Cutout 30x11mm



GEV359160

Green Indicator
Cutout 30x11mm



GEV359420

Indicator Light Green
Cutout Ø6mm 6V
Leads 250mm

Swann Series Indicators

 <p>3150-30-02 Round Red Indicator Cutout Ø9.6mm</p>	 <p>3150-60-02 Round Red Indicator Fly Leads Cutout Ø9.6mm</p>	 <p>1385-30-02 Round Red Indicator Cutout Ø12mm</p>	 <p>1385-60-02 Round Red Indicator Fly Leads Cutout Ø12mm</p>
 <p>1385-30-05 Round Green Indicator Cutout Ø12mm</p>	 <p>3157-01-02 Red Indicator Cutout 27.5x12mm</p>	 <p>3158-01-02 4 Terminal Red Illuminated Indicator</p>	

PL10 Series Indicators

 <p>PL10-A240 Indicator Light Amber 240V Leads Cutout Ø10mm Available in 110V & 415V</p>	 <p>PL10-C240 Indicator Light Clear 240V Leads Cutout Ø10mm Available in 110V & 415V</p>	 <p>PL10-G240 Indicator Light Green 240V Leads Cutout Ø10mm Available in 110V & 415V</p>	 <p>PL10-R240 Indicator Light Red 240V Leads Cutout Ø10mm Available in 110V & 415V</p>
---	--	---	--

HK Series Indicators

 <p>HK402A Red Indicator Cutout 30x22mm</p>	 <p>HK402C Amber Indicator Cutout 30x22mm</p>	 <p>HK402G Green Indicator Cutout 30x22mm</p>	 <p>HK402R Red Indicator Cutout 30x11mm</p>
---	---	--	---

Ceramic Ends With Leads



Part Number	Length	Wattage	Voltage	Comments
64125020	235mm	500	120	Wired In Series
64245021	235mm	500	240	
64241021	345mm	1000	240	
64241622	496mm	1600	240	

Metal Ends With Leads



Part Number	Length	Wattage	Voltage	Comments
64125021	225mm	500	120	Wired In Series
64245022	235mm	500	240	
64241022	345mm	1000	240	
64241621	496mm	1600	240	
64242521	732mm	2500	480	

Lamps With R7S Ceramic Fittings



Part Number	Length	Wattage	Voltage	Comments
54245027	118mm	500	240	
54243022	235mm	300	240	
64243021	118mm	300	240	
64245023	220mm	500	240	
64245028	235mm	500	240	
EC0046	188mm	1000	240	Suits Roband Units
EC0047	254mm	1500	240	Suits Roband Units
EC0154	188mm	750	240	Suits Roband Units

Jacketed Lamps With R7S Ceramic Fittings 22mm OD



Part Number	Length	Wattage	Voltage	Comments
64241017	118mm	100	240	
64242013	118mm	200	240	
64242014	220mm	200	240	
64243011	118mm	300	240	
64243012	220mm	300	240	
64245014	220mm	500	240	
EC0421	180mm	350	240	Suits Roband Units
EC0422	180mm	250	240	Suits Roband Units

Lamps With 80mm Crimped Ends



Part Number	Length	Wattage	Voltage	Comments
ES0255	300mm	500	240	
ES0256	300mm	300	240	

 <p>IRL225 Infrared Hardened Glass Red 250W 230V 122 X 175mm</p>	 <p>GEV358097 Infrared Hardened Glass Clear 250W 240V 122 X 175mm</p>	 <p>GEV360539 Infrared Hardened Glass Clear 375W 240V 122 X 175mm</p>	
---	--	---	--

 <p>GEVS7002450 Food Warmer Lamp PTFE Coated 240V 40W Suits Hatco Units</p>	 <p>TPC38-1554 Food Warmer Lamp PTFE Coated 240V 60W Suits Hatco Units</p>		
--	--	--	--

AH Series 240V Heat Lamp Assemblies



Part Number	Description	Unit Length	Wattage
AH380-1500	QIR Lamp assembly with 1 x 500W lamp	380mm	500W
AH600-1500	QIR Lamp assembly with 1 x 500W lamp	600mm	500W
AH900-2500	QIR Lamp assembly with 2 x 500W lamps	900mm	1000W
AH1200-2500	QIR Lamp assembly with 2 x 500W lamps	1200mm	1000W
AH1500-3500	QIR Lamp assembly with 3 x 500W lamps	1500mm	1500W
AH1800-4500	QIR Lamp assembly with 4 x 500W lamps	1800mm	2000W

Custom Sizes And Lamp Arrangements Can Be Provided As Required, And Are Quoted Based On Customer Specifications.

Units Are Supplied With Either 64245014 or 64243012 Jacketed Lamps As Standard

Lamp Holders & Terminals



DX181C

Flange Mount
Lamp Holder
T/S R7S Lamps



K504-400

M14 Nut Mount Lamp
Holder T/S R7S Lamps
10A/240V 400mm Leads



LA208

Heavy Duty Flange Mount
Lamp Holder
T/S R7S Lamps



EC0420

Lamp Terminal
T/S Roband Units



GEV359544

Lamp Holder R7S 250V For
Lamp Length 118mm
Height 40mm



GEV416716

Insulator
Hole ϕ 4.2mm ϕ 12.5mm



GEV550047

E27 Edison Screw
Bulb Holder
53x74mm



GEV550001

6.3mm Nickel Plated
QC Terminals (100 pack)
Cable Size 1-2. 5mm²
Max Temp 340°C



GEV550008

Ring Terminal Lug
Size 4.3mm Thread M4
Cable Size 1-2. 5mm²
Fe-GAL-Ni 340°C Max



GEV550009

Ring Terminal Lug
Size 5.3mm Thread M5
Cable Size 1-2.5mm²
Fe gal Ni 340°C Max



GEV550012

Connector
Size 6.3x0.8mm
Cable 1.0-2.5mm² Straight
Fe gal Ni 340°C Max



GEV550046

Flat Barrel
Size 6.3x0.8mm
2.5-6.0mm² Straight
Fe Gal Ni 340°C Max



GEV550047

Flat Splitter Aluminium Size
6.3x0.8mm
110 °C Max



GEV550060

Connecting Bracket Long
For Thermostat VPE



GEV550198


Flat Sleeve
Size 6.3x0.8mm
1.0-2.5mm² Angled
Fe gal Ni 340°C Max



GEV550745



Fork Cable Lug
Uninsulated 4.3mm
thread M4 4.0-6.0mm²
Cu gal Sn 125°C Max

High Temperature Silicone Cable

	Part Number	Description
	SC-24180-BLK	Black Silicone Rubber Single Core Cable 0.75mm ²
	SC-24180-GRN/YLW	Green/Yellow Silicone Rubber Single Core Cable 0.75mm ²
	SC-24180-RED	Red Silicone Rubber Single Core Cable 0.75mm ²
	SC-32180-BLK	Black Silicone Rubber Single Core Cable 1.00mm ²
	SC-32180-GRN/YLW	Green/Yellow Silicone Rubber Single Core Cable 1.00mm ²
	SC-32180-RED	Red Silicone Rubber Single Core Cable 1.00mm ²
	SC-30180-BLK	Black Silicone Rubber Single Core Cable 1.50mm ²
	SC-30180-GRN/YLW	Green/Yellow Silicone Rubber Single Core Cable 1.50mm ²
	SC-30180-RED	Red Silicone Rubber Single Core Cable 1.50mm ²
	SC-50180-BLK	Black Silicone Rubber Single Core Cable 2.50mm ²
	SC-50180-GRN/YLW	Green/Yellow Silicone Rubber Single Core Cable 2.50mm ²
	SC-50180-RED	Red Silicone Rubber Single Core Cable 2.50mm ²

All High Temperature Cable Is Heat Rated To 180°C, And Come In 100m Rolls
Other Colours Available – Blue, Brown, White
Single Core 2.50mm² Colours Highlighted Above Are Available By The Metre

Cable Sheathing

	Part Number	Description	Roll Size	Perm Temp	Max Temp
		550014	Heatproof Sleeveing ø 3.0mm ² ID	10m	250°C
	570014	Heatproof Sleeveing ø 3.0mm ² ID	100m	250°C	290°C
	550050	Heatproof Sleeveing ø 6.0mm ² ID	10m	450°C	500°C
	570050	Heatproof Sleeveing ø 6.0mm ² ID	100m	450°C	500°C
	550051	Heatproof Sleeveing ø 8.0mm ² ID	10m	450°C	500°C
	570051	Heatproof Sleeveing ø 8.0mm ² ID	100m	450°C	500°C
	550052	Heatproof Sleeveing ø 10.0mm ² ID	10m	450°C	500°C
	570052	Heatproof Sleeveing ø 10.0mm ² ID	100m	450°C	500°C
	550053	Heatproof Sleeveing ø 12.0mm ² ID	10m	450°C	500°C
	570053	Heatproof Sleeveing ø 12.0mm ² ID	100m	450°C	500°C

High Temperature Sheathing Is Heat Rated To Temperatures Given.
Permanent Temperature Is The Maximum Continuous Temperature Sheathing Is Rated
Maximum Temperature Is The Temperature Sheathing Is Rated For Any Time, Must Not Be Exceeded
Sizes 6, 8,10 & 12mm² Are Also Available By The Metre



EV3T10N7

EVCO 240V Digital Thermometer

Cut out size 71mm x 29mm

Multi Probe Input



EV3-401P7

EVCO 240V Digital Thermostat

Cut out size 71mm x 29mm

Temp Range -50 - 150°C
PTC Probe Input



EV3-411M7

EVCO 240V Digital Thermostat

Cut out size 71mm x 29mm

Multi probe unit
Suitable for PTC ,NTC, 'J' , 'K' , PT100,
PT1000 , 0-10V , 4-20Ma Inputs



EV6421P3VHBS

EVCO 12/24V Single Output

Digital Thermostat

PTC/NTC Input



EV6421P7VHBS

EVCO 240V Single Output

Digital Thermostat

PTC/NTC Input



LTR-5CSRE-A

240V Thermostat

Digital Thermostat

C/W NTC Probe



LTR-5CSRE-ESWOOD

240V Thermostat

Digital Thermostat

NTC Input To Suit Eswood




TOHO Digital Temperature Controllers

Sizes available : TTM-002 - 24mm x 48mm, TTM-004 - 48mm x 48mm, TTM-005 - 96mm x 48mm, TTM-006 - 48mm x 96mm, TTM-007 - 72mm x 72mm, TTM-009 - 96mm x 96mm

Multi probe unit suitable for RTD, J, K, T, R, N, S, B, PT100, PT1000, 0-10V, 4-20mA Inputs

Available in a variety of outputs, contact us for more information



ECSND-0112A

1.5m Silicon
PTC Probe
-20 / + 80°C



ECSND-0142A

3m Silicon
PTC Probe
-20 / + 80°C



ECSND-01D1R

7m Silicon
PTC Probe
-20 / + 80°C




ECSND-1243A

3m Silicon
PT100 RTD Sensor
-50 / + 200°C




ECSND-1413A

1.5m Braided
PT100 RTD Sensor
-50 / + 350°C



ECSND-2313A

1.5m Braided
'J' Type T/Couple Blue
-40 / + 350°C



ECSND-3313A

1.5m Braided
'K' Type T/Couple Green
-40 / + 350°C



ECSND-3343A

3m Braided
PT100 RTD Sensor
-50 / + 350°C



ECSND-5910G

1.5m Braided
NTC Probe
°C



ECSND-5940G

3m Braided
NTC Probe
°C



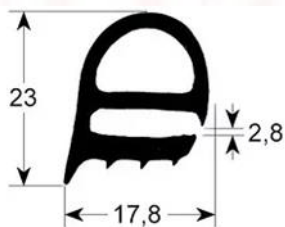
ECSND-5990G

7m Braided
NTC Probe
°C

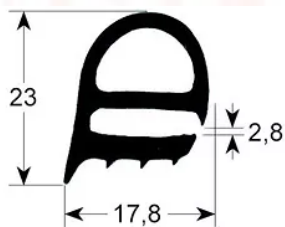


EVR121210H

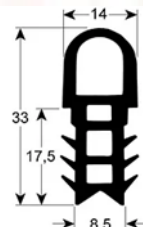
Thermostat Enclosure

**GEV900052**

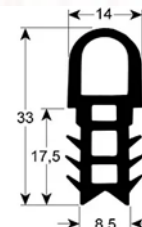
Door Seal Profile 2230
W 470mm L 485mm
Outer Dimension
Suits Ascaso

**GEV900053**

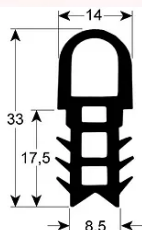
Door Seal Profile 2230
W 480mm L 725mm
Outer Dimension
Suits Ascaso

**GEV900061**

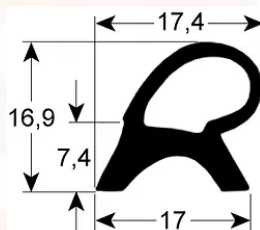
Door Seal Profile 2060
W 480mm L 625mm
Outer Plug-In Size
Suits Ascaso

**GEV900062**

Door Seal Profile 2060
L 720mm W 625mm
Outer Plug-in Dimension
Suits Ascaso

**GEV900063**

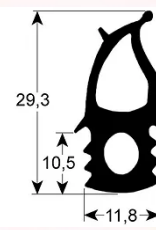
Door Seal Profile 2060
W 625mm L 810mm
Outer Plug-In Dimension
Suits Ascaso

**GEV900188**

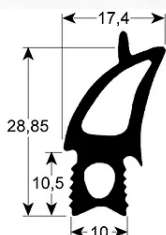
Door Seal Profile 2450
W 640mm H 720mm
Outer dimensions
Suits Electrolux, Zanussi

**GEV900255**

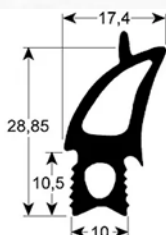
Door Seal Profile 4095
L 780mm
Suits Ascaso

**GEV900268**

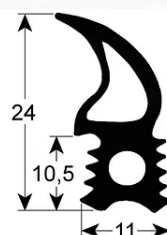
Door Seal Profile 2760
W 480mm L 755mm
Outer Plug-In Size
Suits Ascaso, Electrolux,

**GEV900291**

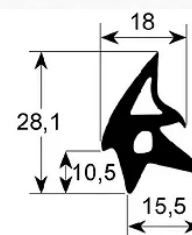
Door Seal Profile 2730
W 470mm L 785mm
Outer Plug-In Dimension
Suits Ascaso

**GEV900292**

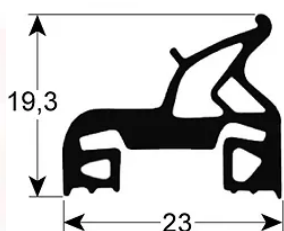
Door Seal Profile 2730
W 685mm L 780mm
Outer Plug-In Dimension
Suits Ascaso

**GEV900369**

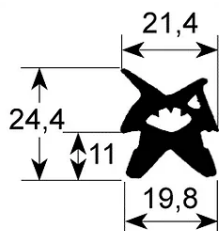
Door Seal Profile 2715
W 465mm H 510mm
Outer Plug-In Dimension
Suits Electrolux

**GEV900420**

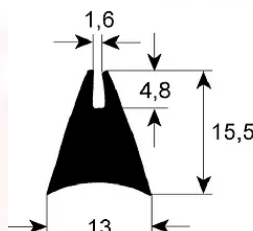
Door Seal Profile 2470
L 2850mm
Suits Ascaso, Inoxtrend,
Modular, Hot Tub

**GEV900433**

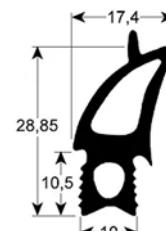
Door Seal Profile 2520
W 430mm L 635mm
Outer Dimension
Suits Electrolux & More

**GEV900443**

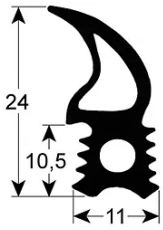
Door Seal Profile 2420
W 450mm L 460mm
Outer Plug-In Size
Suits Ascaso, Angelo-Po

**GEV900473**

Window Seal Profile 1650
L 2250mm
Suits Bertos, Foinox

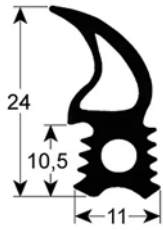
**GEV900574**

Door Seal Profile 2730
W 675mm L 1475mm
Outer Plug-In Dimension
Suits Ascaso



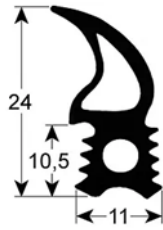
GEV900851

Door Seal Profile 2715
W 670mm H 1495mm
Outer Plug-in Dimension



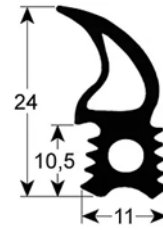
GEV900852

Door Seal Profile 2715
W 670mm H 770mm
Outer Plug-in Dimension



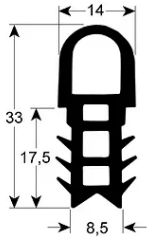
GEV900853

Door Seal Profile 2715
W 670mm H 965mm
Outer Plug-in Dimension



GEV900930

Door Seal Profile 2715
W 460mm H 770mm
Outer Plug-in Dimension



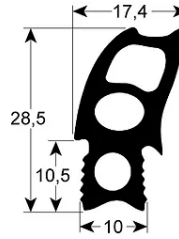
GEV900950

Door Seal Profile 2060
W 625mm L 810mm
Outer Plug-In Dimension
For Device OD/OS



GEV901276

Door Seal
Profile 2770/2771
W 470mm H 800mm
Outer Plug-In Dimension



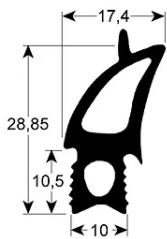
GEV901406

Door Seal Profile 2731
W 675mm L 760mm
Outer Plug-In Dimension



GEV902221

Door Seal Profile 2733
W 470mm L 500mm
Suitable For RATIONAL
Model SCC/CM 61



GEV902247

Door Seal Profile 2730
W 470mm L 785mm
Suitable For RATIONAL
Model CPC 101



GEV102000

Universal Thermocouple Set
Length 900mm 6-piece
Adapters Supplied
Fits Multiple Gas Valves



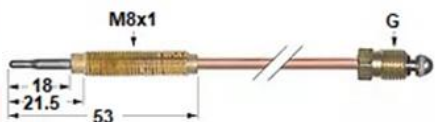
GEV102005

Universal Thermocouple Set
Length 600 mm 6-piece
Adapters Supplied
Fits Multiple Gas Valves



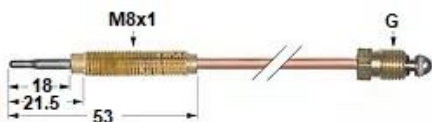
GEV102006

Universal Thermocouple Set
Length 1200 mm 6-piece
Adapters Supplied
Fits Multiple Gas Valves



GEV102059

Thermocouple Length 1200mm
T1 M8X1 T2 M8X1
Suits Ascaso, Gasco, SIT



GEV102066

Thermocouple Length 1500mm
M8X1 Tip Aluminized
Suits Gasco, SIT



GEV102205

Thermocouple M8x1 Length 750mm
ø5.0mm Tip Aluminized
Suits ACP, Ascaso, Electrolux, Gasco,
Juno, Krefft, Therma



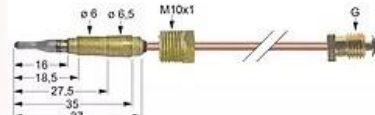
GEV102207

Thermocouple M8x1 Length
1000mm ø5.0mm Tip Aluminized
Suits Gasco, Küppersbusch




GEV102228

Thermocouple M10x1 Length
750mm ø6.0mm Tip Aluminized
Suits Electrolux, Gasco,
Heidebrenner, Juno, Küppersbusch



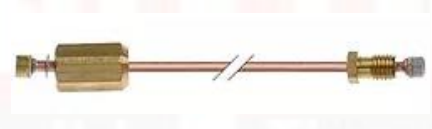
GEV102438

SIT Brand Thermocouple M10x1
Length 600mm ø6.0mm
Suits SIT, Whirlpool



GEV102461

Universal Thermocouple Set
Length 900 mm 6-piece
Adapters Supplied
Fits Multiple Gas Valves



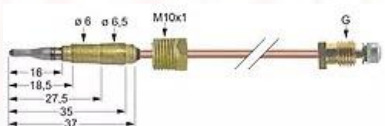
GEV102811

Thermocouple Extension Thread
M9x1 - M9x1 Length 600mm
Suits Ascaso, Bonnet, Electrolux,
Giorik, Modular, Roller-Grill, SIT




GEV102852

Thermocouple Extension Thread
M9x1 Length 1500mm
Suits Gasco, SIT, Hot tub



GEV102944

SIT Thermocouple M9x1
Length 1500mm M10x1
Suits SIT



GEV103243

Thermo Generator WHITE RODGERS
Length 915mm Probe ø 9 mm
Length 40 mm 250-750mV
Suits Anets, Dean, Mirror



GEV100094

SIT Pilot Burner 140 Series
1-Flame T/couple \varnothing 5mm
T/S Electrolux, SIT, Zanussi



GEV100105

SIT Pilot Burner Type 160
Series 3-Flame
T/S Electrolux, Juno, SIT



GEV100162

Pilot Burner POLIDORO
3-Flame
Suits Ascaso, Bertos



GEV100209

Burner Nozzle POLIDORO
NG Identification Number
40 Bore \varnothing 0.4mm



GEV100836

Ignition Burner Upper Part
3-Flame Series 100
Ascaso, Electrolux, Zanussi



GEV100881

Pilot Burner Base
PRO-GAS Series 100
Nozzle \varnothing 0.2mm



GEV101258

Breaker Thread M10x1
Electrolux, Juno,
Küppersbusch, SIT, Zanussi



GEV101264

Breaker Thread M8x1
Electrolux, Küppersbusch,
SIT, Universal Part, Zanussi



GEV101265

Breaker Thread M9x1
Ambach, Bonnet, SIT,
Tecnoinox, Zanussi



GEV101266

Breaker Thread ASA 11/32
Ambach, Bonnet, SIT,
Tecnoinox, Zanussi



GEV102150

Ignition Cable
Length 1500mm
 \varnothing 2.4mm/ \varnothing 4mm



GEV102563

Thermocouple Fitting
Thread ASA 11/32 5 pieces
Suits SIT



GEV102722

Thermocouple Fitting
Thread M10x1/ASA 11/32
5 pieces – T/S SIT



GEV107103

SIT Pilot Burner 1-Flame
Nozzle \varnothing 0.2mm Gas
Connection 6mm



GEV107162

SIT Ignition Burner
Upper Part 3-Flame
Suits Angelo-Po, Ascaso



GEV107701

SIT Pilot Burner Base
Series 100 Nozzle \varnothing 0.2mm
Suits Bartscher, Mastro



GEV107702

SIT Pilot Burner Lower Part
Series 100 Nozzle \varnothing 0.35mm
Suits Angelo-Po, Electrolux



AI00531021

Universal Insulation Wrap
42 X 170cm




GEV112172

Knob Universal ϕ 70mm
Black
Without Adapter/Symbol



GEV112175

Toggle Adapter Axle
 ϕ 8x6,5mm L 0mm




GEV112206

Toggle Symbol Silver
Gas Tap PEL21/22/23
OD ϕ 63mm ID ϕ 45,5mm



GEV390746

Attachment thermostat shut-off
temp. 318°C 1NC 1 Pin 13.5A 240V
Connector F6.3 1 Hole Mounting
NLA When Nil



GEV401672

Power Semiconductor CELDUC
Phase 2 50A 24-600V 7.5-25VDC L
58mm B 46mm Bridge at L1 and L2

--	--	--

--	--	--

--	--	--

--	--	--

**GEV415009**

Radiator 2400W 230V L 280 mm
Pressure Flange Connection M4
Pipe ϕ 6.3 mm HK 1 B 51 mm
Suits Ascaso

**GEV415010**

Radiator 2000W 230V HK 1
L 260mm W 125mm H 20mm
L1 110mm L2 150mm
Suits Ascaso

**GEV415201**

Radiator 1500W 230V HK 1
Thread 1"
L 160mm W 24mm H 23mm

**GEV415394**

Radiator 7900W 230V HK 3
Recessed ϕ 47,5mm L 287mm W
33mm H 35mm Tube ϕ 8,5mm Suits
Ascaso, Electrolux, Zanussi

**GEV415447**

Radiator 6000W 230V HK 2 Flange
70x18mm L 375mm W 65mm
Connection Flat Plug 6.3mm
Suits Ascaso, EGO

**GEV415493**

Radiator 6600W 240V HK 3
Recessed ϕ 47,5mm L 282mm
W 35mm H 57mm Round Flange
Suits Ascaso, Jemi

**GEV415550**

Radiator 9000W 230V HK 3
L 205mm W 38mm H 70mm
THA 1 TH ϕ 2,5mm THL 120mm
Suits Ascaso

**GEV415874**

Radiator 12000/14300W 220/240V
HK 3 Thread 1½"
L 585mm W 40mm H 30mm
TH ϕ 6,5mm THL 160mm
Suits Ascaso

**GEV416232**

Radiator 6000W 230V HK 3
Recessed ϕ 57,5mm
L 293mm W 40mm H 36mm THA 1
TH ϕ 7mm THL 280mm
Suits Amatis, Ascaso, Lamber, Star

**GEV416235**

Radiator 3000W 230V HK 1
L 320mm W 50mm H 40mm
Thread M10x1 BA 44mm
Suits Colged, Elettrobar & More

**GEV416268**

Radiator 6000W 230V HK 3
Recessed ϕ 38,5mm
Suits Angelo-Po, Silanos & More

**GEV416283**

Radiator 1830W 254V
Flange 40x16mm L 385mm B 36mm
Connection Flat Plug 6.3mm HK 1
Suits Ascaso



GEV416287

Radiator 2000W 230V HK 1
Flange 70x18mm L 410mm B 64mm
Connection Flat Plug 6.3mm
Suits Ascaso



GEV416290

Radiator 7500W 230V HK 3
Recessed ϕ 47,5mm
L 415mm W 44mm H 44mm
Suits Ascaso



GEV416291

Radiator 9000W 230V HK 3
L 407mm W 42mm H 43mm
THA 1 TH ϕ 5mm THL 370mm
Suits Ascaso



GEV416299

Radiator 2200W 230V HK 1
L 420mm W 45mm H 35mm
THA 1 TH ϕ 5mm THL 365mm Tube
 ϕ 8,5mm LA 45mm
Suits Ascaso



GEV416300

Radiator 4500W 230V HK 3
L 413mm W 45mm H 45mm
THA 1 TH ϕ 5mm THL 377mm
Tube ϕ 8,5mm LA 45mm
Suits Ascaso



GEV416384

Radiator 2800W 230V HK 1
Installation ϕ 63mm
L 427mm W 44mm H 43mm
TH ϕ 6,5mm THL 190mm THA 1
Suits Ascaso, Universal Part



GEV418188

Radiator 7500W 220V HK 3
L 260mm W 35mm H 32mm Round
Flange Cable Length 1040mm
Suits Ascaso, Electrolux, Zanussi



GEV420331

Radiator 1400W 230V HK 1
Pressure Flange Flange 50x26mm
L 160mm H 29mm W 190mm
Suits Ascaso



GEV418259

Radiator 3000W 254V
Suits Cookmax, Hobart



LF3355611

Radiator For Tank
2050/2450W 220/240V
Suits Electrolux, Elettrobar,
Whirlpool, Zanussi



GEV420331

Radiator 1400W 230V
 Pressure Flange 50x26mm
 L 160mm HK 1 H 29mm W 190mm
 Suits Ascaso



GEV730668













Radiator
 3000W 254V
 Suits Cookmax, Hobart



LF3355611

Radiator 2250W 230V HK 1 L
 300mm W 90mm H 25mm thread
 1/8" BA 64mm connection M4
 Suits Ascaso, Colged, Electrobar



 <p>GEV370009 Solenoid Valve 1-Way Straight Input 3/4"-3/4" Straight</p>	 <p>GEV370015 Solenoid Valve 1-Way Inlet 3/4" Outlet 11mm Inlet 10 l/min Angled</p>	 <p>GEV370016 Solenoid Valve 1-Way Input 3/4" Outlet 14mm Angled</p>	 <p>GEV370017 Solenoid valve 1-way Input 3/4" Outlet 11.5mm Straight Max 10bar</p>
 <p>GEV370018 Solenoid Valve 1-Way Input 3/4" Outlet 14mm Straight</p>	 <p>GEV370019 Solenoid Valve 2-Way Input 3/4" Outlet 10.5mm Angled</p>	 <p>GEV370020 Solenoid Valve 2-Way Input 3/4" Outlet 14mm Angled</p>	 <p>GEV370021 Solenoid Valve 2-Way Input 3/4" Outlet 10.5mm Straight</p>
 <p>GEV370022 Solenoid Valve 2-Way Input 3/4" Outlet 14mm Straight</p>	 <p>GEV370029 Solenoid Valve 1-Way Straight 24VAC Input 3/4" Outlet 11.5mm</p>	 <p>GEV370030 Solenoid Valve 1-Way Angled 24VAC Input 3/4" Outlet 11.5mm</p>	 <p>GEV370117 Solenoid Valve 1-Way Straight Input 3/4" Outlet 11.5mm T.max. 90°C</p>
 <p>GEV371013 Solenoid Coil TP 230VAC 50/60Hz</p>	 <p>GEV371156 Solenoid TP 24VDC Holder ø 9mm</p>		



GEV371220

Reduction TP Red
Flow Rate 3l/min
Tolerance $\pm 15\%$



GEV371221

Reduction TP Yellow
Flow Rate 5.5l/min
Tolerance $\pm 15\%$



GEV371222

Reduction TP Grey
Flow Rate 6l/min
Tolerance $\pm 15\%$



GEV371223

Reduction TP White
Flow Rate 10l/min
Tolerance $\pm 15\%$



GEV371224

Reduction TP Bronze
Flow Rate 12l/min
Tolerance $\pm 15\%$



GEV371225

Reduction TP Light Brown
Flow Rate 16l/min
Tolerance $\pm 15\%$



GEV371226

Reduction TP Red
Flow Rate 20l/min
Tolerance $\pm 15\%$



GEV371230

Reduction TP Red
Flow Rate 0.25l/min
Tolerance $\pm 25\%$



GEV371231

Reduction TP Violet
Flow Rate 0.35l/min
Tolerance $\pm 25\%$



GEV371232

Reduction TP Orange
Flow Rate 0.5l/min
Tolerance $\pm 25\%$



GEV371233

Reduction TP White
Flow Rate 0.8l/min
Tolerance $\pm 25\%$



GEV371234

Reduction TP Light Blue
Flow Rate 1l/min
Tolerance $\pm 25\%$



GEV371235

Reduction TP Brown
Flow Rate 1.2l/min
Tolerance $\pm 25\%$



GEV371236

Reduction TP Light Brown
Flow Rate 1.5l/min
Tolerance $\pm 25\%$



GEV371237

Reduction TP Yellow
Flow Rate 2.5l/min
Tolerance $\pm 25\%$



GEV371238

Reduction TP Dark Green
Flow Rate 3.4l/min
Tolerance $\pm 25\%$



GEV371239

Reduction TP Black
Flow Rate 5l/min
Tolerance $\pm 25\%$



GEV541001

Range 35/17mbar
Connection 6mm ø58mm
Horizontal Connection



GEV541002

Range 110/60mbar
Connection 6mm ø58mm
Horizontal connection



GEV541013

Range 55/20mbar
Connection 6mm ø58 mm
Horizontal Connection



GEV541017

Range 40/20mbar
Connection 6mm ø58mm
Horizontal Connection



GEV541106

Range 90/56mbar
Connection 6mm ø58mm
Horizontal Connection



GEV541132

Range 40/18mbar
Connection 6mm ø58mm
Horizontal Connection



GEV541165

Range 60/30mbar
Connection 6mm ø58mm
Horizontal Connection



GEV541178

Range 250/130 390mbar
Connection 6mm ø58mm
Horizontal Connection



GEV541299

Range 90/60mbar
Connection 6mm ø58mm
Horizontal Connection



GEV541898

Range 165/140mbar
Connection 6mm ø58mm
Horizontal Connection



GEV541899

Range 125/105mbar
Connection 6mm ø58mm
Horizontal Connection



GEV541974

Range 110/30mbar
Connection Flat Plug
6.3mm ø58mm



GEV499034

Pump Type CM2211
 Input \varnothing 28mm Outlet \varnothing 28mm
 230V 50Hz Phase 1 0.07kW 0.1HP
 Length 187mm



GEV499099

Pump Type CRC-R DX
 50Hz 0.2kW 230V
 Up To Serial Number 2899024
 / Date 23.03.2017



GEV499147

MUD PUMP 775854-1
 Suits Hobart



GEV499162

Type C7290E Pump
 Input \varnothing 50mm Outlet \varnothing 48mm
 415V 50Hz Phase 3 1kW 1.3HP
 Length 320mm



GEV500037

Pump Type 2211.1410
 50 Hz 0.074kW 230V Phase 1
 Input \varnothing 28mm Output \varnothing 26mm



GEV500209

Drain Pump
 ASKOLL Type M325
 50Hz 40W 230V
 With Bracket



GEV500297

Pump Type C1010SX
 Input \varnothing 30mm Output \varnothing 30mm
 230V 50Hz Phases 1 0.22kW 0.3HP
 Length 175mm



GEV500427

Pump Type C0450
 Input \varnothing 30mm Outlet \varnothing 30mm
 230V 50Hz Phase 1 0.37kW 0.5HP
 Length 180mm



GEV500508

Pump Type ZF320VSX
 Input \varnothing 45mm Outlet \varnothing 38mm
 230V 50Hz Phase 1 0.75kW 1HP
 Length 230mm



GEVS0071487

Pump



GEV361039

DIB5P W/Auxiliary Pressure
Connect Rinse Aid 0-5cm³
l/h Connection ø 4x6mm



GEV361152

Dosing Unit SEKO Without
Control 3l/h Cleaner hose
ø 4x6mm Hose type K



GEV361364

Type DIB5E Self-Priming
Rinse Aid Flow rate 0-5cm³
Connection ø 4x6mm



GEV361613

MICRODOS Time Control
0.5l/h Rinse Aid
Hose ø 4x6mm



GEV361614

MICRODOS Time Control
1l/h Rinse Aid
ø 4x6mm Hose Silicone



GEV361618

MICRODOS Frequency
Control 3l/h Cleaner Hose
ø 4x6mm Santoprene



GEV361791

SEKO Frequency Control
3l/h Cleaner Hose
ø 4x6mm Hose Type K



GEV361058

Tank Filter W/Check Valve
CNS Hose ø4x6mm
ø20mm L 56mm



GEV361060

Pump Hose GERMAC Rinse
Aid Hose Type Silicone
Hose ø 4x6mm



GEV361147

Check Valve
Inlet 4x6mm Outlet 1/8"
L 50 mm CNS VPE



GEV361284

Cleaner Hose ø 4x6mm
Hose Type Santoprene
Shore 55° Hardness



GEV361462

Tank Filter With Weight,
CNS Hose, ø4x6mm



GEV361487

Rinse Aid Hose
ID ø5mm OD ø10mm
Hose ø 4x6mm Silicone



GEV361489

Check Valve
Inlet 6mm Outlet 4x6mm
L 50mm



GEV361554

GERMAC Cleaner Hose
Type Thermoplastic
Hose ø 5x8mm



GEV361656

Tub Inlet Stainless Steel
M10x1.5mm Hose ø4mm



GEV361815

Pump Hose Cleaner Hose
ø6x10mm Hose ø4x6mm
Hose Type K Santoprene



GEV520026

PVC ID ø4mm OD ø6mm
Length 10m Thickness
1mm 60°C Transparent



GEV520382

PVC ID ø5mm OD ø8mm
Length 10m Thickness
1.5mm 60°C Blue



GEV520384

PVC ID ø4mm OD ø6mm
Length 10m
Thickness 1mm 60°C Blue



GEV520010

Inlet Hose PVC
Straight-Bent
Connections 3/4"
L 1500mm Pressure 10bar



GEV520628

Reduction TP Yellow
Flow Rate 5.5l/min
Tolerance ±15%



AI0011140

Drain Hose 1.5m
T/S Dishwasher



AI0011142

Drain Hose 2.5m



AI0011145

Drain Hose 1.5m 90° Bend
T/S Dishwasher



AI0011147

Outlet Hose 2.5m
90° Bend
T/S Dishwasher



AI0011200

Drain Hose 1.2m To 4m
Cuffs 16/2



GEV505082

Drain Hose 1500mm
Curved In ϕ 48mm ϕ 58mm
Hose ϕ Outside 31mm



GEV505084

Drain Hose L 2000mm
In ϕ 21mm Outer ϕ 26mm
Curved Inside ϕ 21mm



LF3450173

Drain hose
 ϕ 25x2100 mm



LF7111388

Drain Hose L 3000mm
A ϕ inside 22mm
B ϕ inside 22mm



GEV505061
 Rinsing Arm
 L 220mm Nozzles 3
 Installation ϕ 11,7mm EP Left
 Suits Ascaso



GEV505062
 Rinsing Arm
 L 220mm Nozzles 3
 Installation ϕ 12mm EP Right
 Suits Ascaso



GEV506153
 Washing Arm
 L 545mm Nozzles 6
 Installation ϕ 43mm EP Bottom
 Suits Amatis, Ascaso, Lamber



GEV506154
 Washing Arm
 L 550mm Nozzles 8
 Built-In ϕ 43mm EP Top/Bottom
 Suits Amatis, Ascaso, Lamber



GEV506155
 Washing Arm
 L 383mm Nozzles 6
 Installation ϕ 43,5mm EP Top
 Suits Amatis, Lamber



GEV510275
 Washing And Rinsing Arm
 Built-in ϕ 12/45mm EP Top/Bottom
 Wash Nozzles 8 Rinse Nozzles 6
 Suits Comenda, Cookmax, Hoonved



GEV517050
 Wash and Rinse Arm
 Wash L 400mm Rinse L 400mm
 Wash nozzles 5 Rinse nozzles 5
 Suits Angelo-Po, Ascaso, & Others



GEV517835
 Washing And Rinsing Arm
 Wash L 487mm Rinse L 480mm
 Wash Nozzles 8 Rinse Nozzles 5
 Suits Dhr, Hoonved, Kromo



GEV518142
 Wash Arm
 Wash L 490mm Rinse L 490mm
 Wash Nozzles 10 Rinse Nozzles 5
 Suits Amatis, Colged, Elettrobar



GEV518269
 Wash and rinse arm
 Wash L 495mm Rinse L 490mm
 Wash nozzles 9 Rinse nozzles 5
 Suits Colged, Cookmax, Elettrobar,



GEV519446
 Rinsing Arm L 500mm
 Nozzles 7 Installation ϕ 13.5mm
 EP Bottom
 Suits Winterhalter





GEV345118

Magnetic Switch L 36mm W 13mm
 1NO 250V 1A P Max. 50W
 Connection Cable Length 980mm
 Suits Amatis, Ascaso, Bonnet,
 Elettobar, Fama, Mastro & More



GEV345389

Position Switch Plastic
 1NC/1NO 400V 3A
 L 92mm W 31mm H 31mm
 Protection Class IP67



GEV345565

Pressure Switch Installation
 Dimensions 28.5x28.5mm
 Round Green 2NO 250V 16A
 Connection Flat Plug 6.3mm
 Suits Amatis, Ascaso, Lamber



GEV380139

Power Relay
 FINDER 230VAC 16A
 2CO Connector F6.3 Lug Mounting
 Suits Multiple Brands



GEV380702

Power Relay
 FINDER 230VAC 16A 3NO
 Connector Flat Plug 6.3mm Flange
 Suits Multiple Brands



GEV380845

Contactor AC1 16A 230VAC
 (AC3/400V) 9A/4kW
 Main Contacts 3NO
 Auxiliary Contacts 1NO



GEV505021

Counter Holder EP Bottom
 Suits Ascaso, Fagor, Mastro



GEV505044

Rinsing Nozzle
 Suits Ascaso, Fagor, Mastro



GEV505061

Rinsing Arm
 L 220mm Nozzles 3
 Installation ø11.7mm EP left
 Suits Ascaso



GEV505062

Rinsing Arm
 L 220mm Nozzles
 3 Installation ø 12mm EP Right
 Suits Ascaso



GEV505068

Wash Arm Cross
 Suits Ascaso, Fagor, Mastro



GEV505069

Rinsing Arm Cross EP
 Top/Bottom
 ø12mm H22mm L 59mm
 Suits Ascaso



GEV505071

Overflow Pipe
L 180mm ø40mm
Suits Ascaso, Fagor, Mastro



GEV506047

Overflow pipe
L 140mm ø45mm
Suits Amatis, Ascaso, Lamber



GEV506120

Overflow Pipe
L 366mm ø45mm
Usable Height 340mm
Suits Amatis, Ascaso, Lamber



GEV516101

Suction Preventer
Dishwasher Hose ø 12mm
Suits Multiple Brands



GEV518064

Suction Body
OD ø140mm ID ø102mm
Hose ø50/60mm
Suits Multiple Brands



GEV518066

Doorstop Lock
Suits Ascaso, Colged, Cookmax,
Elettrobar, GIGA, Mastro



GEV518069

Wash Arm Holder
Suits Rancilio



GEV518117

Flush Nozzle
Light Grey 226800-1
Suits Hobart



GEV518141

Wash Arm Holder Thread M46x2
ø44mm ID ø39mm L 112.5mm
W 86mm Hole ø12mm
Suits Amatis, Bonnet, Colged,
Elettrobar, Mastro, Thirode



GEV518150

Gasket

Suits Ascaso, Colged, Cookmax,
Elettrobar, Mastro, Rosinox




GEV691620

Filter


L 220mm W 50mm H 150mm
SCC Line

 <p>GEV365009 Operating 2.5μF 400V M8 Connector Flat Plug 6.3mm ϕ36.5mm L 70mm</p>	 <p>GEV365011 Operating 4.5μF 400V Tolerance 5% 50Hz</p>	 <p>GEV365012 Operating 6.3μF 450V M8 Connector Flat Plug 6.3mm ϕ 35mm L 69mm</p>	 <p>GEV365013 Operating 8μF 400V M8 Connector Flat Plug 6.3mm ϕ 31.5mm L 90mm</p>
 <p>GEV365014 Operating 12.5μF 450V Cup Capacitor Tolerance 5%</p>	 <p>GEV365015 Operating 10μF 400V Cup Capacitor Tolerance 5%</p>	 <p>GEV365016 Operating 31.5μF 400V Cup Capacitor Tolerance 5%</p>	 <p>GEV365017 Operating 5μF 450 V M8 Connector Flat Plug 6.3mm ϕ 34 mm L 70 mm</p>
 <p>GEV365018 Operating 35μF 400V Cup Capacitor Tolerance 5%</p>	 <p>GEV365019 Operating 20μF 450V Cup Capacitor Tolerance 5% 50/60Hz</p>	 <p>GEV365020 Operating 14μF 400V Cup Capacitor Tolerance 5%</p>	 <p>GEV365021 Operating 16 μF 425V M8 Connector Flat Plug 6.3mm ϕ 40 mm</p>
 <p>GEV365022 Operating 40μF 400V Cup Capacitor Tolerance 5%</p>	 <p>GEV365023 Operating 45μF 400V Cup Capacitor Tolerance 5% 50/60Hz</p>	 <p>GEV365024 Operating 50μF 400V Cup Capacitor Tolerance 5% 50/60Hz</p>	 <p>GEV365027 Operating 60μF 400V Cup Capacitor Tolerance 5%</p>
 <p>GEV365109 Operating 25μF 400V Cup Capacitor Tolerance 5%</p>			




CHAQUALED

H 30cm W 57.5cm D 4cm
Wall Mount Coverage 90-120m²
Uses Glue Pads




CHAQUALED SS

H 30cm W 57.5cm D 4cm
Wall Mount Coverage 90-120m²
Uses Glue Pads



SIRIUS X WHITE

H 19cm W 58cm D 12cm
Wall Mount Coverage 50-60m²
Uses Glue Pads



SIRIUS X SS

H 19cm W 58cm D 12cm
Wall Mounted Coverage 50-60m²
Uses Glue Pads



ON TOP PRO LED

H 59cm W 59cm D 7cm
Ceiling Mount Coverage 50-60m²
Uses Glue Pads



WEBTRAP QBL LED

H: 42cm W: 60cm D: 10cm
Wall mounted/Freestanding
Coverage 120m²



INTERCEPTOR X CHARCOAL

H 35.5cm W 58cm D 8.5cm
Wall Mounted Coverage 90-120m²
Stainless Steel Killing Grill



INTERCEPTOR X WHITE

H 35.5cm W 58cm D 8.5cm
Wall Mounted Coverage 90-120m²
Stainless Steel Killing Grill

Retrofit Kits – Update Older Units To LED



RF-DECORE-LED



RF-WT3-LED



RF-UPLIGHTQBL-LED



ABSOLUTE

H: 14cm W: 49cm D: 16cm
Wall mounted/Freestanding
Coverage 90m²




CHASIR064

Chameleon Sirius Black
H: 19cm W: 58cm D: 12cm
Wall mounted – Coverage 60m²



CHASIR102

Chameleon Sirius Stainless Steel
H: 19cm W: 58cm D: 12cm
Wall mounted – Coverage 60m²



CHAUPLIGHT

Chameleon Uplight - Magnolia
H: 21cm W: 47cm D: 17cm
Wall Mounted – Coverage 40m²



CHAVGA002

Chameleon Vega White
H: 30cm W: 57cm D: 4cm
Wall mounted - Coverage 150m²



CHAVGA122

Chameleon Vega Stainless Steel
H: 30cm W: 57cm D: 4cm
Wall mounted - Coverage 150m²



DECORE

H: 25cm W: 50cm D: 12cm
Wall mounted/Freestanding
Coverage 90m²



DECORE BLACK

H: 25cm W: 50cm D: 12cm
Wall mounted/Freestanding
Coverage 90m²



SUNBST001

Sunburst White
H: 31cm W: 23cm D: 10cm
Wall mounted/Freestanding
Coverage 35m²



SUNBST041

Sunburst Silver
H: 31cm W: 23cm D: 10cm
Wall mounted/Freestanding
Coverage 35m²



SUNBST061

Sunburst Black
H: 31cm W: 23cm D: 10cm
Wall mounted/Freestanding
Coverage 35m²



WEB TRAP 3

Web Trap 3
H: 42cm W: 60cm D: 10cm
Wall mounted/Freestanding
Coverage 140m²



CHADISCWHITE

Chameleon Discretion White
 H: 31.5cm W: 48.5cm D: 6.5cm
 Wall mounted / Freestanding: 70m²



CHADISSS

Chameleon Discretion
 Stainless Steel
 H: 31.5cm W: 48.5cm D: 6.5cm
 Wall mounted / Freestanding: 70m²



CHA1X2002

Chameleon 1x2 White
 H: 31.5cm W: 48.5cm D: 6.5cm
 Wall Mounted/Freestanding
 Coverage 90m²



CHA1X2102

Chameleon 1x2 Stainless Steel
 H: 31.5cm W: 48.5cm D: 6.5cm
 Wall Mounted/Freestanding
 Coverage 90m



CHA2X2002

Chameleon 2x2 White
 H: 31.5cm W: 48.5cm D: 12.5cm
 Ceiling-suspended/Freestanding
 Coverage 180m²



CHA2X2102

Chameleon 2x2 Stainless Steel
 H: 31.5cm W: 48.5cm D: 12.5cm
 Ceiling-suspended/Freestanding
 Coverage 180m²



FT60

Boab Fly Trap 60 White
 H: 41cm W: 44cm D: 43cm
 Suspended: Double sided: 360m²
 Single sided 180m²

Image Coming Soon

FT60SS

Boab Fly Trap 60 Stainless Steel
 H: 41cm W: 44cm D: 43cm
 Suspended: Double sided: 360m²
 Single sided 180m²



FT80

Boab Fly Trap 80 White
 H: 67cm W: 10cm D: 50cm
 Suspended: Double sided: 400mm²
 Single sided 200m²

Image Coming Soon

FT80SS

Boab Fly Trap 80 Stainless Steel
 H: 67cm W: 10cm D: 50cm
 Suspended: Double sided: 400mm²
 Single sided 200m²

Image Coming Soon

ON TOP PRO



DS120

Echidna DS120

H: 35cm W: 27cm D: 15cm
 Wall mounted: 60m²
 Suspended/Freestanding: 100m²



DS215

Echidna DS215 White


H: 35cm W: 48cm D: 15cm
 Wall mounted: 90m²
 Suspended/Freestanding: 180m²



DS215SS

Echidna DS215 Stainless Steel

H: 35cm W: 48cm D: 15cm
 Wall mounted: 90m²
 Suspended/Freestanding: 180m²



DS220

Echidna DS220 White

H: 51cm W: 64cm D: 15cm
 Wall mounted: 150m²
 Suspended/Freestanding: 250m²



DS220SS

Echidna DS220 Stainless Steel

H: 51cm W: 64cm D: 15cm
 Wall mounted: 150m²
 Suspended/Freestanding: 250m²



DS415

Echidna DS415 White

H: 35cm W: 48cm D: 15cm
 Wall mounted: 180m²
 Suspended/Freestanding: 360m²

Image Coming Soon

DS415SS

Echidna DS415 Stainless Steel

H: 35cm W: 48cm D: 15cm
 Wall mounted: 180m²
 Suspended/Freestanding: 360m²



DS420

Echidna DS420 White

H: 51cm W: 64cm D: 15cm
 Wall mounted: 200m²
 Suspended/Freestanding: 400m²

Image Coming Soon

DS420SS

Echidna DS420 Stainless Steel

H: 51cm W: 64cm D: 15cm
 Wall mounted: 200m²
 Suspended/Freestanding: 400m²

Outdoor Units



L40

H: 47cm W: 30cm D: 30cm
 Suspended/Freestanding
 Coverage 550m²
 Splash Proof Rated to IPX4



LP440

H: 71cm W: 52cm D: 52cm
 Wall mounted/Freestanding
 Coverage 2000m²
 Splash Proof Rated to IPX4



CHAQUALED-SS-IP

Chameleon Qualis Stainless Steel
H: 30cm W: 57.5cm D: 4cm
Wall mounted Coverage 90-120m²
IP66 Certified



CHAEXGSS

Stainless Steel & Aluminium Alloy
H: 80cm W: 90cm D: 30cm
Wall mounted Coverage 120m²
Made To ATEX Standards - Suitable
For Zones 2 &1, Zones 22&21

*Image Coming
Soon*

STELLARIS

Chameleon 1x2 White
H: 31.5cm W: 48.5cm D: 6.5cm
Wall Mounted/Freestanding
Coverage 90m²

*Image Coming
Soon*

STELLARIS SS

Chameleon 1x2 Stainless Steel
H: 31.5cm W: 48.5cm D: 6.5cm
Wall Mounted/Freestanding
Coverage 90m



CHA4X4EXSS

Chameleon 4x4 Stainless Steel
H: 61.5cm W: 63.5cm D: 16.5cm
Ceiling-suspended Coverage 440m²
Suitable For ATEX Zone 22 Areas
IP65 Rated



CHA4X4WHI

Chameleon 4x4 White
H: 61.5cm W: 63.5cm D: 16.5cm
Ceiling-suspended Coverage 440m²



FLY DETECT

H: 22cm W: 69cm D: 24.5cm
Wall mounted: 70m²

 <p>FSL10BL 10W Straight UV Lamp Length 328mm</p>	 <p>SHATTER15W 15W Straight Shatterproof L 438mm</p>	 <p>SHATTER20W 18W Straight Shatterproof L 590mm</p>	<p><i>Image Coming Soon</i></p> <p>TUB14W471 14W Straight Shatterproof L 530mm</p>
 <p>CHAQUATUBE Quantum X LED 370NM 550mm T5</p>	<p><i>Image Coming Soon</i></p> <p>130-000336 QBL LED 18" T8 Retrofit</p>	<p><i>Image Coming Soon</i></p> <p>130-000185 15W Straight Shatterproof 300mm</p>	<p><i>Image Coming Soon</i></p> <p>130-000190 20W Straight Shatterproof 600mm</p>
<p><i>Image Coming Soon</i></p> <p>130-000173 25W Straight Shatterproof 450mm</p>	<p><i>Image Coming Soon</i></p> <p>130-000146 40W Straight Shatterproof 600mm</p>	<p><i>Image Coming Soon</i></p> <p>FUL25ESBL 25W UV 4 U-Tube Edison Screw Base</p>	<p><i>Image Coming Soon</i></p> <p>FUL40ESBL 40W UV 4 U-Tube Edison Screw Base</p>
 <p>TUB20W458 20W Compact U-Tube Edison Screw Base</p>	<p><i>Image Coming Soon</i></p> <p>130-000163 13W Compact (for Sundew range)</p>	<p><i>Image Coming Soon</i></p> <p>130-000181 36W Compact U-Tube 4 Pin</p>	 <p>FUL15BL 15W UV U-Tube 4 Pin</p>
 <p>FUL18BL 18W UV U-Tube 4 Pin</p>	 <p>FUL25BL 25W UV U-Tube 4 Pin</p>	 <p>FUL40BL 25W UV U-Tube 4 Pin</p>	 <p>FCL22BL 22W UV Circular Tube</p>

 <p>STARTER S2 Starter S2 Single 240V 4-22W</p>	 <p>STARTER S10 Starter S10 Single 240V 4-65W</p>		
 <p>SK961P-10 Sticky Pads 10 Pack Full Size Yellow</p>	<p><i>Image Coming Soon</i></p> <p>SK961P-10 HD Sticky Pads 10 Pack Heavy Duty Black Webtrap</p>	<p><i>Image Coming Soon</i></p> <p>135-000195 WW Glue Board Insect Trap 5 Pack</p>	<p><i>Image Coming Soon</i></p> <p>LURAP-10 LT-10 Pack Half Size (Lura Trap)</p>
<p><i>Image Coming Soon</i></p> <p>ABSOLUTE GBP-10 Absolute Glue Board 10 Pack</p>			
<p><i>Image Coming Soon</i></p> <p>BOATABUNI Sticky Pads 3 Pack Suits Sunburst, Sundew</p>	<p><i>Image Coming Soon</i></p> <p>BOACHA850 Black Sticky Pads 6 Pack Suits Chameleon, Vega, Sirius</p>	<p><i>Image Coming Soon</i></p> <p>CHAQUABOARD LED Boards 6 Pack 21" Version</p>	<p><i>Image Coming Soon</i></p> <p>135-000245 LED Boards 6 Pack 18" Version Retrofit</p>
<p><i>Image Coming Soon</i></p> <p>135-000048 Black Plastic 6 Pack Suits Chameleon Uplight</p>	<p><i>Image Coming Soon</i></p> <p>135-000050 Plastic 6 Pack Suits Chameleon EXG</p>	<p><i>Image Coming Soon</i></p> <p>135-000209 Glueboard 6 Pack Suits Fly Detect</p>	

<i>Image Coming Soon</i>	<i>Image Coming Soon</i>	<i>Image Coming Soon</i>	<i>Image Coming Soon</i>
TF1 Transformer WEI Single (Incl Capacitor)	BALLAST Ballasts Available: 15-20-30-40W	800-000678 Fan For Neu-Air G8	DS215LH Lamp Holder For DS215

<i>Image Coming Soon</i>	<i>Image Coming Soon</i>	<i>Image Coming Soon</i>	
135-000171 Monitoring Board Yellow Pack 6 - Suits Chameleon, Uplight, Vega, Sirius	135-000063 Monitoring Board Grey Pack 6 - Suits Chameleon, Uplight, Vega	135-000053 Monitoring Board Grey Plastic Pack 6 – Suits Chameleon 4X4	

<i>Image Coming Soon</i>	<i>Image Coming Soon</i>		
800-000690 Starter Holder For DS215	802-000519 Bird Cover To Suit Decore	325-000080 UVA Meter	

OUTRIGGERS

<i>Image Coming Soon</i>	<i>Image Coming Soon</i>	<i>Image Coming Soon</i>	<i>Image Coming Soon</i>
DS215 SINGLE SIDED	DS215 DOUBLE SIDED	DS220 SINGLE SIDED	DS220 DOUBLE SIDED

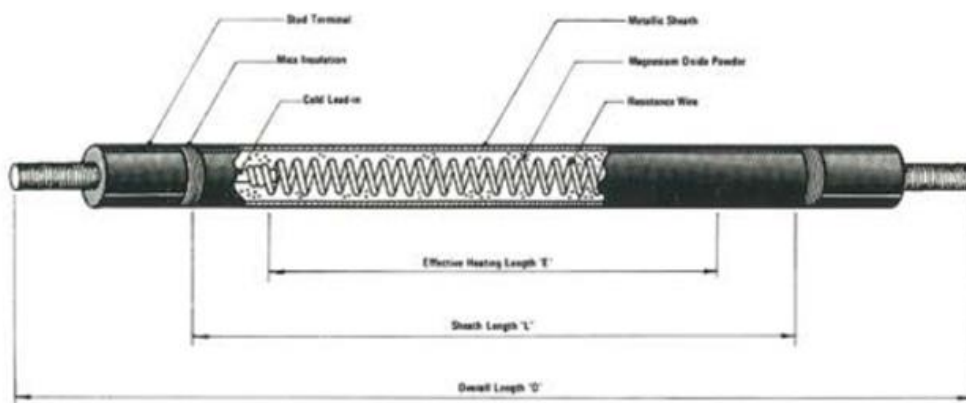
TUBULAR HEATERS

The tubular heater is the most versatile of all electric heaters offering a wide range of ratings, sheath materials and forms that can be applied to almost any temperature requirement, whether heating solids, liquids or gases.

The structure of the tubular heater lends itself readily to forming in various shapes, offering the advantages of improved heat distribution, greater compactness and simple installation in many industrial applications.

CONSTRUCTION

A metal tubular sheath of material selected to suit application, surrounds a helical coil of nickel-chrome resistance wire, centred and tightly compacted by an electrical insulator and heat transfer medium of magnesium oxide. This gives a resistance spiral that can be varied in heat concentration and cold length sections, protected from atmospheric corrosion and mechanical abuse. Mounting bushes, header bosses, flanges, etc can be fitted to suit all installation situations.



SPECIFICATIONS

DIAMETERS

4.2mm (.165"), 6.3mm (.250"), 7.9mm (.312"), 10.7mm (.420"), 13.2mm (.520")

SHEATH MATERIALS

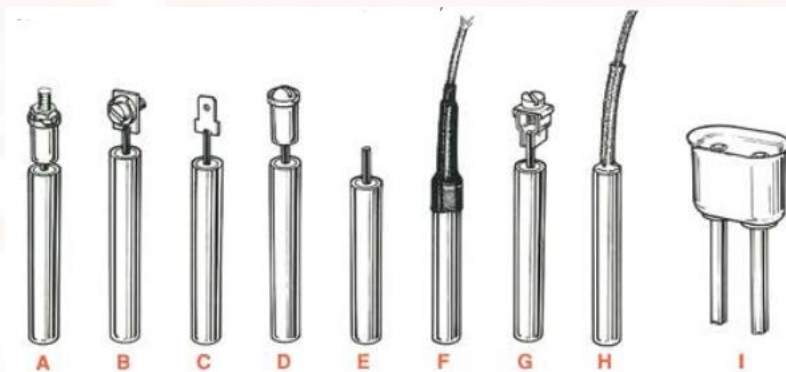
Copper, steel, stainless steel 304 / 316, incoloy 800 / 825 and titanium. See technical section for recommendations in corrosive situations.

THREADED BOSS

1" BSP brass
 1¼" BSP brass, stainless steel and steel
 2" BSP brass, stainless steel, steel and bronze
 2½" BSP bronze, steel and brass

TERMINATION

- A** STUD TERMINAL
- B** UTILUX H1858
- C** UTILUX H947
- D** POST TERMINAL
- E** PLAIN PIN
- F** MOISTURE-PROOF LEAD
- G** UTILUX H1243
- H** FIBREGLASS NICKEL LEAD
- I** PLUGALL EARTHED SHROUD



TUBULAR HEATERS

Shown below are typical bending forms showing the versatility of tubular heaters. These forms can be used as a guide to give assistance in determining the heater shape best suited for any given application.

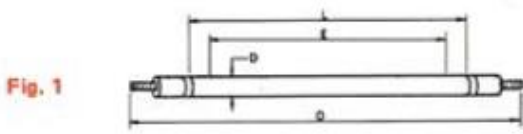


Fig. 1

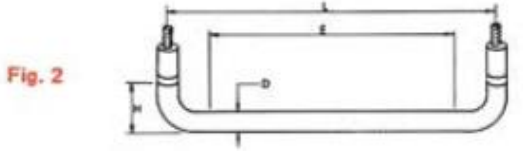


Fig. 2

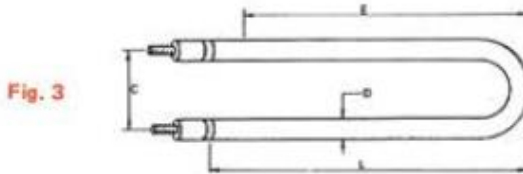


Fig. 3

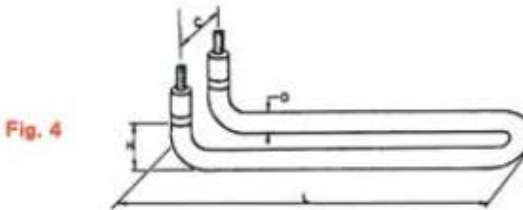


Fig. 4

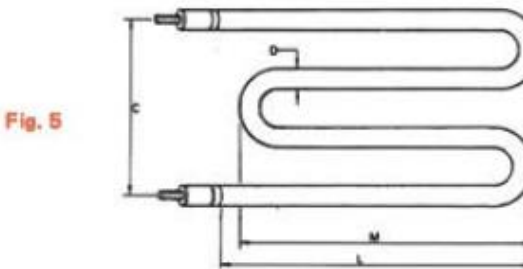


Fig. 5

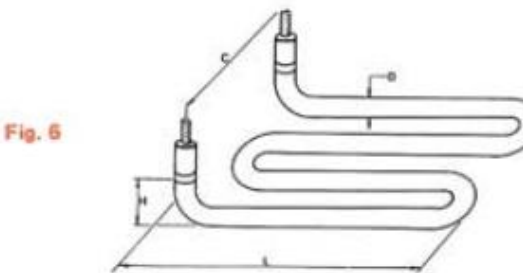


Fig. 6

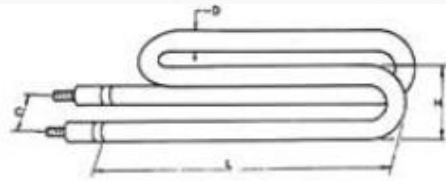


Fig. 7

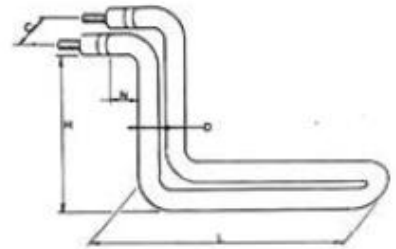


Fig. 8

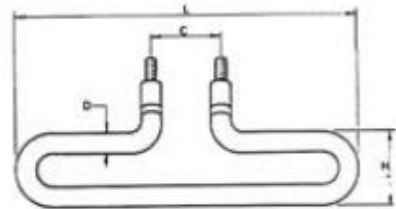


Fig. 9

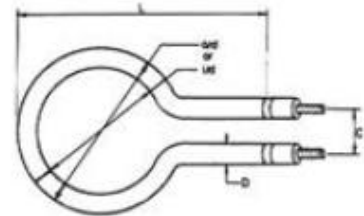


Fig. 10

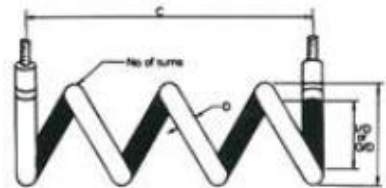


Fig. 11

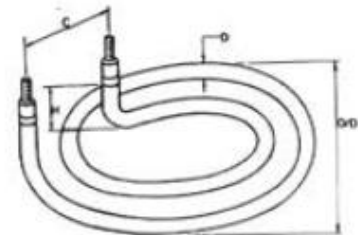


Fig. 12

MOUNTING GLANDS



CRIMP-ON TYPE

Note - not liquid tight, steel only.
 3/8" BSP, 15 and 25mm long for heater diameters 7.9mm and 10.7mm. 1/2" BSP, 13 and 25mm long for heater diameter 13.2mm.




WELD-ON TYPE

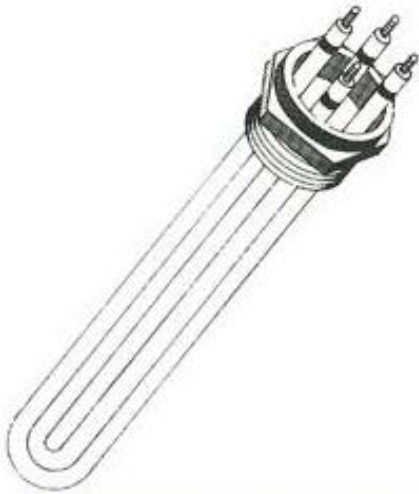
1/2" 26 TPI - 15 and 25mm long for heater diameter 6.3 and 7.9mm.
 3/8" BSP - 13 and 25mm long for heater diameter 6.3, 7.9 and 10.7mm.
 1/2" BSP - 13 and 25mm long for heater diameter 10.7 and 13.2mm.

TUBULAR HEATERS - SAMPLES

The structure of the tubular heater lends itself readily to forming in various shapes, offering the advantages of improved heat distribution, greater compactness and simple installation in many industrial applications.



HOTCO IMMERSION HEATERS



Immersion heaters provide a heat source with the highest heating efficiency possible as all heat is generated within the solution. This, combined with easy installation and accurate control, makes electric immersion heaters highly useful in many industrial heating processes. Water Oils, solvents, plating baths, salts, wax, paraffin, asphalts and molasses are some of the many liquids, viscous materials and solids with low melting points commonly heated with electric immersion heaters.

In addition to a wide variety of shapes, sheaths and mounting methods, immersion heaters are manufactured for various heat intensities (watt densities) - e.g. mild heat for thick oils, soft metals, etc; more intense for water, salts and other solutions having higher heat absorption rates.

BASIC TYPES OF MOUNTING

The four basic types of mounting represent the most common methods of applying heat to a vessel's contents without interfering with working space, either inside or outside the containing vessel.

In general:

1. The screw plug types are used in small and medium sized containers.
2. Pipe-flanged types give greater heating capacities into larger vessels. Both types can be selected for high pressures and temperatures.
3. Over the side types with varied heating capacities permit portability, easy removal for cleaning of tanks and wide adaptability to working areas within the tank.
4. Glanded immersion heaters are suitable for mounting through the bottom or sides, usually in small, shallow, confined vessels.

TYPICAL CONSTRUCTION FEATURES

The standard Hotco tubular heater, with copper, steel, stainless, incoloy or other sheath, is formed to suit a particular application in tanks, vats, etc mounted into one of the several types of fixtures available. Wiring connections to the heaters are made inside a protective terminal box (where applicable) with most units designed to accept a thermowell housing a thermostat sensing bulb and/or controller.

Immersion units may be custom made to suit all applications and we recommend that you consult our technicians during initial stages of tank or process design, for load calculations, heater type and material selection.

HEATER SHEATH MATERIALS

Copper, steel, incoloy 800/825, stainless steel 304/316, and titanium.

3 phase units (3 heaters per boss) are manufactured on request. All screw-in plug heaters may be fitted with junction boxes.

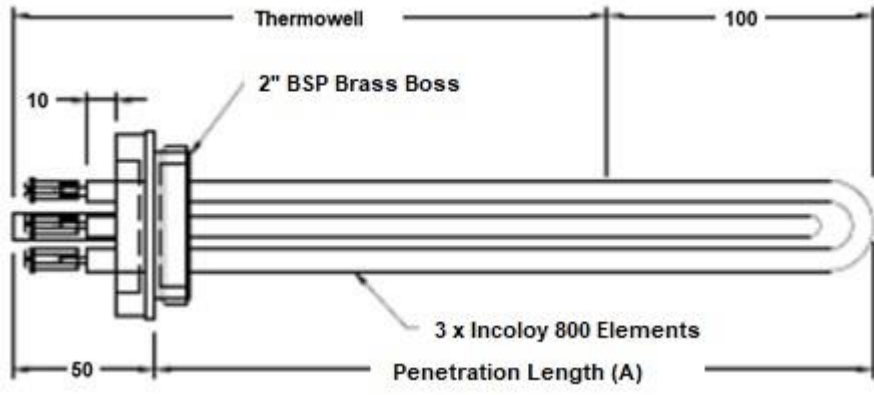
Thermostats may be incorporated within these heaters in three temperature ranges: 0-40°C, 30-110°C, and 50-300°C.

BOSS SIZES AND TYPES AVAILABLE

- 1" BSP brass 2 1/2" BSP bronze, steel, brass
- 1 1/4" BSP brass, steel, stainless steel 3" BSP steel
- 2" BSP brass, steel, bronze, stainless steel

Custom bosses in alternative materials and sizes can be manufactured upon request.

Hotco Triple Immersion Elements



Part Number	Wattage	Voltage	Penetration Length (A)
GXM30	3.0kW	240V	270mm
GXM36	3.6kW	240V	280mm
GXM45	4.5kW	240V	305mm
GXM60	6.0kW	240V	395mm
GXM72	7.2kW	240V	460mm
GXM90	9.0kW	240V	560mm
GXM108	10.8kW	240V	660mm
GXM144	14.4kW	240V	740mm
GXM180	18kW	240V	1070mm

Terminal Covers




OSB-2

Orange Spun Box
Terminal Cover
To Suit 2" BSP With
Small Hex Head

OSB-2-LGE

Orange Spun Box
Terminal Cover
To Suit 2" BSP With Large
Hex Head

2" BSP Triple Immersion Elements

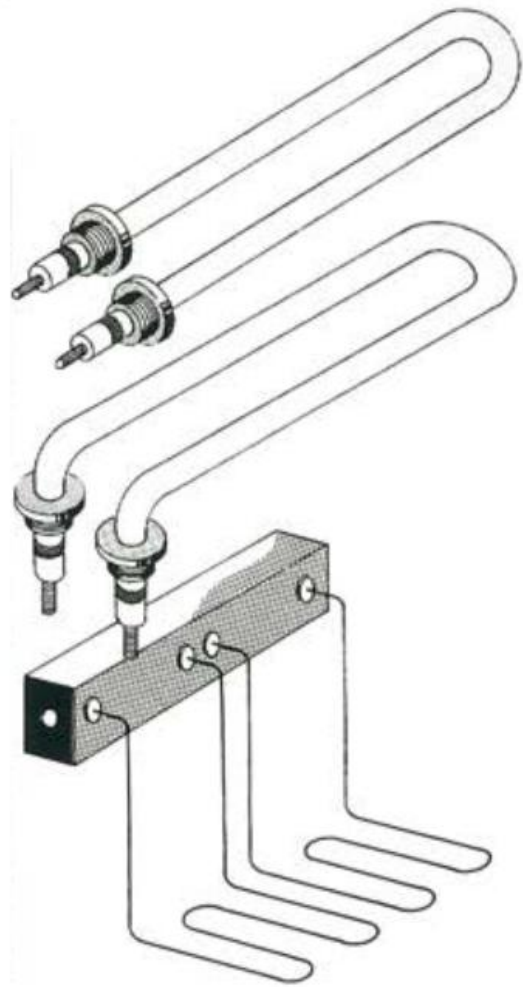


Part Number	Wattage	Voltage	Penetration Length (A)	
HOT04A000	10kW	240V	620mm	
HOT04A001	10kW	415V	620mm	
HOT04B000	15kW	240V	930mm	
HOT04B001	15kW	415V	930mm	
HOT04C000	20kW	240V	1180mm	
HOT04C001	20kW	415V	1180mm	
HOT310000	6.0kW	415V	560mm	
HOT31A000	3.6kW	415V	330mm	
HOT31B000	4.8kW	415V	380mm	
HOT31C000	7.2kW	415V	730mm	
HOT31D000	9.6kW	415V	965mm	
HOT41A000	1.5kW	240V	500mm	
HOT41B000	2.4kW	240V	600mm	
HOT41C000	3.6kW	240V	620mm	
HOT41D000	4.8kW	240V	825mm	
HOT41E000	6.0kW	240V	1260mm	
HOT500000	6.0kW	240V	560mm	
HOT50A000	3.6kW	240V	330mm	
HOT50B000	4.8kW	240V	330mm	
HOT50C000	7.2kW	240V	730mm	
HOT50D000	6.6kw	240V	962mm	

HOTCO IMMERSION HEATERS – Glanded Tubulars

THE HEATERS ARE MOST SUITABLE FOR PERMANENT INSTALLATION INTO SHEET METAL CONTAINERS, TANKS, VATS, ETC.

They can be manufactured in a wide range of sizes, ratings and sheath materials to suit. The two forms illustrated allow the heater to be glanded through the side or bottom of a tank dependent upon tank restrictions, or variations made to suit all installation problems. For other common forms of tubular layouts to suit many tank installations, contact Hotco direct. Information required includes dimensions of container, restrictions inside tank if any and particulars of the liquid to be heated. As these units are custom made to suit any special requirements, enquiries should state the dimensions of tank, materials being heated, minimum liquid level, any obstructions and temperature required.



OVER THE SIDE MULTIPLE TUBULAR

These units are designed to suit the many applications where the tank size and quantity of liquid to be heated is such that one large assembly of heaters is preferable to numerous single units.

GENERAL CONSTRUCTION

A number of metal-sheathed tubular heaters are fitted, using mounting bushes to a common terminal box. This box can be used to accommodate thermostats, contactors, mains terminals, etc. This makes the unit very compact with power supply the only external requirement.

FORMING

The heaters can be formed to suit any tank dimension or projection to vary heat dissipation over any given area and constructed around agitators or equipment inside the working area.


SHEATH MATERIAL

Available sheath materials are copper, steel, stainless steel 304/316, incoloy 800/825 and titanium. Consult the team at Hotco for suitability of any given sheath to your product.

As these units are custom made to suit any special requirements, enquiries should state the dimensions of tank, materials being heated, minimum liquid level, any obstructions and temperature required.

HOTCO FLANGED IMMERSION HEATERS

Hotco manufacture a varied range of flanged immersion heaters for direct immersion into water, oils, resins, food stuffs and many other liquids and gases.



GENERAL CONSTRUCTION

The standard immersion unit consists of a number of robust, hair pin shaped heaters welded or glanded into a blind pipe flange. All units have heaters in multiples of three for use with single or three phase power supply and are terminated in a protective steel junction box.

VERSATILITY

This type of unit gives simple, low cost installation, 100% heating efficiency generated within the solution and minimum resistance to the circulation of solutions being heated.

INSTALLATION

The immersion units, having standard pipe flanges are easily installed through a matching companion flange fitted to the product tank, making Hotco immersion heaters suitable for a variety of positions in tanks, vats, pipes or irregular shaped vessels.

CONTROL

Provision is made for the installation of control and/or safety thermostats, with sensing probes into protective wells, mounted to the heater bundle flange.

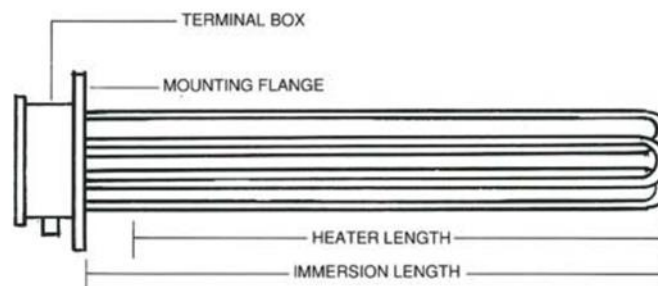
SELECTION OF HEATERS

The selection of the proper flanged immersion heater requires careful technical judgement, with consideration to the following factors:

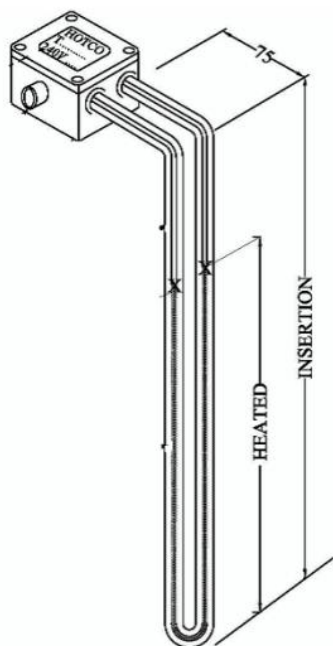
1. Heat characteristics of the product in solution, it's concentration and temperature
2. Corrosive nature of the product being heated
3. Flow rate and process heat-up time

All units are hydrostatically tested to twice their operating pressure

FLANGED IMMERSION HEATER



OVER THE SIDE IMMERSION HEATERS



Tubular over the side immersion heaters are designed for use in liquids or solutions where easy removal of heaters for periodic inspection or cleaning is necessary, and where modification to an existing tank is impracticable to suit other forms of heating.

Used mainly in the metal finishing industry where acids and other liquid chemicals are heated. Splashes and spillages are no longer a concern as the electrical termination can totally encapsulated, thus eliminating the problem of moisture causing a premature electrical failure.

The Hotco range of over the side immersion heaters are among the first in Australia to feature liquid tight electrical termination.

Examples of sheath materials and wattages can be made from the chart below. Our complete range of stock over the side immersion heaters are available by request. Custom made heaters can also be manufactured to suit individual requirements.

Should an initial boost of heat be required, extra heaters are easily removed when the required temperature is reached.

CONTROL

Where temperature control is required and in the interests of energy utilisation, a thermostat is mounted in a fully sealed polycarbonate junction box (0-40°C), (30-110°C), contact Hotco further details.

TYPE 315 STAINLESS STEEL

CATALOGUE NUMBER	WATTAGE	INSERTION LENGTH (mm)	HEATED LENGTH (mm)	WIDTH (mm)
TAS20	2000W	710mm	460mm	100mm
TAS30	3000W	890mm	660mm	100mm
TAS40	4000W	1090mm	860mm	100mm
TAS50	5000W	1320mm	1090mm	100mm

INCOLOY 825

CATALOGUE NUMBER	WATTAGE	INSERTION LENGTH (mm)	HEATED LENGTH (mm)	WIDTH (mm)
TI20	2000W	710mm	460mm	100mm
TI30	3000W	890mm	660mm	100mm
TI40	4000W	1090mm	860mm	100mm
TI50	5000W	1320mm	1090mm	100mm

TITANIUM

CATALOGUE NUMBER	WATTAGE	INSERTION LENGTH	HEATED LENGTH (mm)	WIDTH (mm)
TAT20	2000W	710mm	460mm	125mm
TAT30	3000W	890mm	660mm	125mm
TAT40	4000W	1090mm	860mm	125mm
TAT50	5000W	1320mm	1090mm	125mm

All sheaths are available ex stock. Standard form may be bent to better suit tank dimension and control thermostat fitted where required.

These units provide uniform low heat for relatively low melting-point solids or increasing the 'flowability' of thick viscous fluids such as molasses, grease, oils, facts, adhesives, chemicals, and paints etc., to facilitate easy and economical removal from storage containers.

The following pages illustrate the varied range of Hotco drum heaters available, consult with Hotco for selection and application.

FLEXIBLE SILICONE RUBBER DRUM HEATERS

These drum heaters are constructed from silicone rubber, reinforced with fibreglass sheet and incorporated in an earthed metal screen. They are 100 mm (4") wide and come complete with 1.2 m (48") flex.

Being a moulded assembly they are liquid resistant and extremely flexible to fit snugly around the drum with a simple spring attachment ensuring good contact.



DH55230TS

Flexible Silicon Drum Heater
200 litre 240V 1kW
Temperature Range 0-40°C



DH5230TS

Flexible Silicon Drum Heater
20 litre 240V 300W
Temperature Range 0-40°C

CLAMP-ON METAL BAND

These very portable units are a semi-flexible clamp-on metal band and are applied to the outer diameter of the drum by means of adjustable spring-loaded clamps.

The units are 127mm (5" wide) and applied heat at the area of contact is 10kW/m² (6.6w/in²) and are controlled by a thermostat (50-320°C). Comes with 3-core S/rubber lead and 3-pin plug supplied loose.



DM44TS

Drum Heater Band
200 litre S/S Heavy Duty 240V
2.4kW
Temperature Range 50-300°C



DM20TS

Drum Heater Band
20 litre 240V 750W
Temperature Range 0-40°C

BASE DRUM HEATER

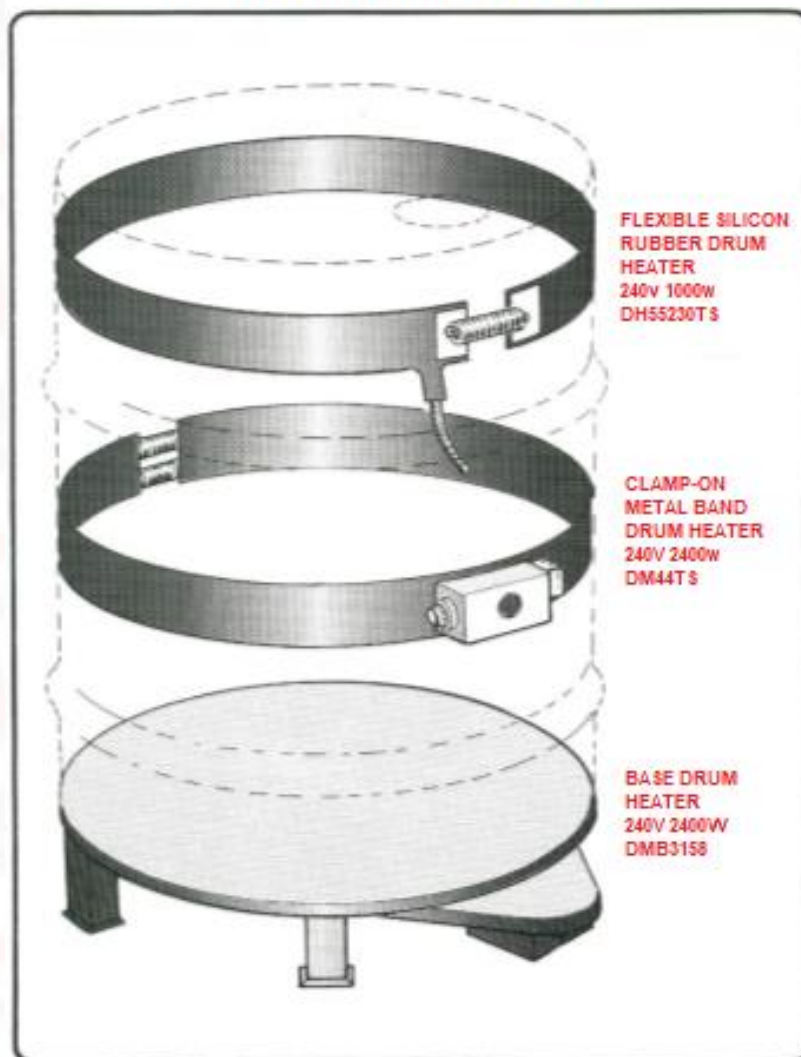
HOTCO base drum heaters are manufactured with the element cast into a heavy section base plate, resulting in an extremely robust and reliable drum heater. Temperature is thermostatically controlled and provision is made for permanent floor fixing.



DMB3158

Base Drum Hotplate 200 litre
 Cast Aluminium 240V 2.4kW
 Temperature Range 30-110°C

HOTCO DRUM HEATERS



HOTCO DRUM HEATING OVENS

Designed for applications where many drums require heating or storing at a controlled temperature. Constructed using steel skinned insulated panels, HOTCO drum ovens feature a fan forced recirculated air system, 7 day 24 hour time control and adjustable thermostat.

NOTE

The range of HOTCO standard drum ovens (table below) have a maximum temperature rating of 70°C for continuous operation. For higher operational temperatures please consult with HOTCO and discuss your particular requirements.

CATALOGUE NUMBER	EXTERNAL WIDTH (mm)	EXTERNAL DEPTH (mm)	EXTERNAL HEIGHT (mm)	DOOR CONFIGURATION	Kw INCLUDING FAN
DH01 (4 DRUM)	1682	1600	1743	2 x Front Opening	12kW
DH02H (8 DRUM)	3352	1600	1743	4 x Front Opening	18kW
DH02V (8 DRUM)	1682	1600	2993	2 x Front Opening	18kW

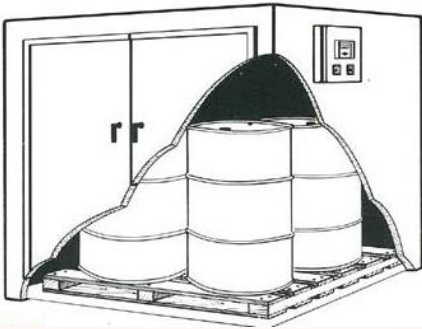


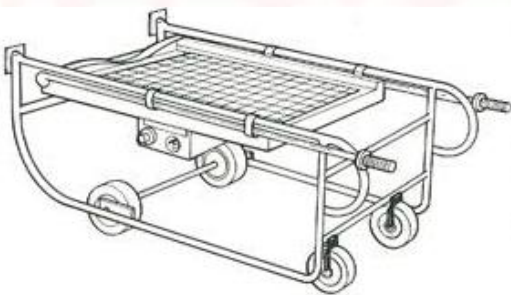
Illustration Only



DH02H

2 Pallet Side By Side Drum Heater

HOTCO HEATED DRUM RACK




The heated drum rack is designed to facilitate easy loading, transport and dispensing from 200 litre drums.

Used where materials such as grasses, fat, resin, waxes and tallow require heat to create a flow.


Controlled with an energy regulator, the heated drum rack is rated 240 volt 2400 watts enabling connection to a 10 amp 24 hour programmable timer if desired.

HOTCO DRUM IMMERSION HEATER



DMDA36

Drum Heater
Bung Hole Entry
200 litre 240V 3.6kW



DMW3107

Drum Heater
Wax Immersion
200 litre 240v 2.4kw


Designed for open top drum applications, the drum immersion heater is fitted with a unique depth regulating device, offering the economy of heating or melting only the portion of the contents required.

Used where materials such as grease, fat, wax and tallow require heat to create a flow.

This robust heater is rated 240 volt 2400 watt enabling connection to a 10 amp programmable timer if desired.

For product suitability consult with HOTCO.

U-Form Stainless Steel Air-Finned Heaters 50mm Centres




46.5kW/m² Watts Density Series

Part Number	Wattage	Max Reach +/- 10mm (B)	Weight
GW4061U	650W	230mm	0.4kg
GW4062U	750W	280mm	0.5kg
GW4063U	1000W	378mm	0.6kg
GW4064U	1250W	430mm	0.75kg
GW4065U	1500W	534mm	1.0kg
GW4066U	1750W	580mm	1.1kg
GW4067U	2000W	670mm	1.25kg
GW4069U	2500W	830mm	1.5kg
GW4071U	3000W	980mm	1.8kg
GW4072U	3500W	1164mm	2.1kg
GW4073U	4000W	1280mm	2.3kg
GW4074U	4500W	1468mm	2.6kg
GW4075U	5000W	1580mm	2.9kg

60kW/m² Watts Density Series

Part Number	Wattage	Max Reach +/- 10mm (B)	Weight
GW4471U	750W	228mm	0.4kg
GW4472U	1000W	283mm	0.5kg
GW4473U	1250W	348mm	0.6kg
GW4474U	1500W	406mm	0.7kg
GW4475U	1750W	460mm	0.8kg
GW4476U	2000W	528mm	1.0kg
GW4477U	2500W	639mm	1.2kg
GW4478U	3000W	748mm	1.4kg
GW4479U	3500W	860mm	1.5kg
GW4480U	4000W	975mm	1.8kg
GW4481U	4500W	1110mm	2.1kg
GW4482U	5000W	1237mm	2.3kg
GW4483U	6000W	1455mm	2.6kg

W-Form Stainless Steel Air-Finned Heaters 150mm Centres




46.5kW/m² Watts Density Series

Part Number	Wattage	Max Reach +/- 10mm (B)	Weight
GW4062W	750W	155mm	0.5kg
GW4063W	1000W	205mm	0.6kg
GW4064W	1250W	235mm	0.75kg
GW4065W	1500W	285mm	1.0kg
GW4066W	1750W	310mm	1.1kg
GW4067W	2000W	365mm	1.25kg
GW4069W	2500W	435mm	1.5kg
GW4071W	3000W	510mm	1.8kg
GW4072W	3500W	600mm	2.1kg
GW4073W	4000W	660mm	2.3kg
GW4074W	4500W	755mm	2.6kg
GW4075W	5000W	810mm	2.9kg

60kW/m² Watts Density Series

Part Number	Wattage	Max Reach +/- 10mm (B)	Weight
GW4472W	1000W	154mm	0.5kg
GW4473W	1250W	184mm	0.6kg
GW4474W	1500W	218mm	0.7kg
GW4475W	1750W	240mm	0.8kg
GW4476W	2000W	278mm	1.0kg
GW4477W	2500W	334mm	1.2kg
GW4478W	3000W	384mm	1.4kg
GW4479W	3500W	439mm	1.5kg
GW4480W	4000W	500mm	1.8kg
GW4481W	4500W	569mm	2.1kg
GW4482W	5000W	632mm	2.3kg
GW4483W	6000W	738mm	2.6kg

Triple U-Form Stainless Steel Air-Finned Heaters 275mm Centres



46.5kW/m² Watts Density Series

Part Number	Wattage	Max Reach +/- 10mm (B)	Weight
GW4065X	1500W	200mm	1.0kg
GW4066X	1750W	215mm	1.1kg
GW4067X	2000W	250mm	1.25kg
GW4069X	2500W	300mm	1.5kg
GW4071X	3000W	350mm	1.8kg
GW4072X	3500W	410mm	2.1kg
GW4073X	4000W	450mm	2.3kg
GW4074X	4500W	515mm	2.6kg
GW4075X	5000W	550mm	2.9kg

60kW/m² Watts Density Series

Part Number	Wattage	Max Reach +/- 10mm (B)	Weight
GW4476X	2000W	198mm	1.0kg
GW4477X	2500W	237mm	1.2kg
GW4478X	3000W	273mm	1.4kg
GW4479X	3500W	311mm	1.5kg
GW4480X	4000W	349mm	1.8kg
GW4481X	4500W	394mm	2.1kg
GW4482X	5000W	436mm	2.3kg
GW4483X	6000W	509mm	2.6kg

“FINROD”- FINNED TUBULAR HEATERS

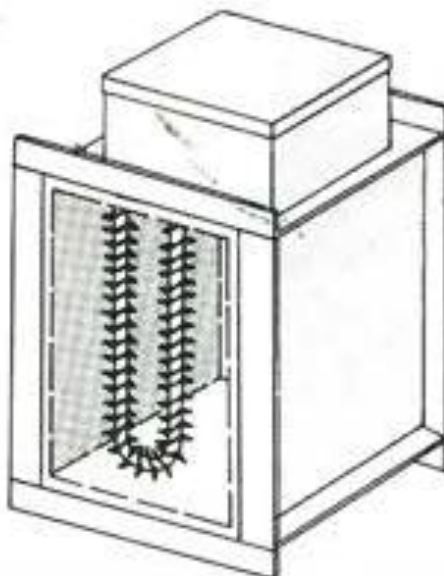
Maximum sheath temperature 425°C

Hotco flanged and insert duct heaters have finned tubular sheathed heaters, secured by mounting bushes into a terminal box, where the heaters can be pre-wired for a specified number of stages if required.

The flanged type is supplied complete with a robust, rust resistant metal frame and internally insulated with a non-combustible material of thermal conductance not greater than 30 kW/m² at 100°C, the insert type with a heavy gauge mounting flange.

We recommend for all duct heating a minimum air velocity of 1 m/s and a maximum of 6 m/s.

Thermal cutout or manual reset thermostats can be incorporated when specified.



APPLICATION

Forced Air Heating

Comfort Heating

Comfort Heating

Other applications include load or discharge resistors, blower type unit heaters, defrost heaters etc.

Installation for comfort and process air heating.

Can be installed in new or old ducts for complete or supplementary heating in central and air-conditioning systems
For complete process air heating, make up air, and recirculating oven heating for drying, baking, pre-heating and other industrial processes requiring heated air.

CUSTOM-BUILT HEATERS

Hotco can provide custom built finned duct heaters manufactured for rating, duct sizes and air flows other than those shown as our standard range. This method of manufacture avoids costly duct alteration by the installer of the system.

We also manufacture heaters for air and other gases, designed to incorporate open coil elements, or unfinned tubular heaters with heat and corrosive resistant alloy sheaths for conditions of high temperatures and/or high pressures. Consult our factory for your special requirements.



CONTROLS

An adjustable set point over-temperature manual reset thermostat and adjustable pressure switch are available ex stock and can be fitted to duct unit or supplied as required.

HOTCO BLOWER HEATERS

The range of Hotco blower heaters are designed to provide high volume hot air for personal comfort heating and industrial process applications.

Ideal for heating showrooms, halls, warehouses, factories, gymnasiums, canteens and staff rooms – in fact, wherever a more comfortable environment is required.

Industrial applications include raw material stores, fabric drying, curing ovens and moisture control in nurseries and glasshouses.



FORCED VENTILATION

In summer and with the heaters turned off, the blower force-ventilates the area previously heated, providing a more comfortable personal environment.

FEATURES

All Hotco blower heaters are fitted with a powerful 250watt ball-raced centrifugal fan which delivers up to 2400 cubic metres of air every hour. The forced air is directed through finned tubular heaters and exits through an adjustable louver grille. An over-temperature safety thermostat is fitted together with a variable speed fan control.

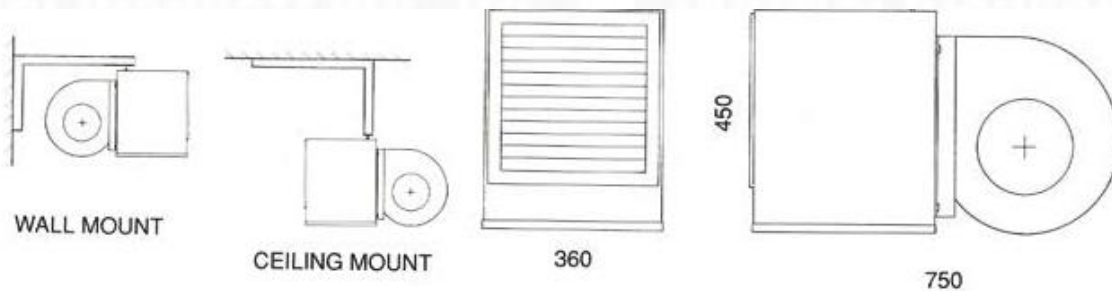
A high-quality enamel coating ensures an attractive durable finish.

INSTALLATION

For ease of installation all internal wiring, manual re-set safety thermostat, solid state variable speed control, three phase mains isolating switch and a contactor are factory installed. All that remains is to mount the blower heater where required and connect to supply.

MOUNTING

A dual-purpose mounting frame is available enabling either wall or ceiling mounting. Weight approx. 30 kg.



APPROXIMATE AIR DELIVERY – TEMPERATURE RISE

CATALOGUE NUMBER	KILOWATT RATING	MAXIMUM SPEED 2400m ³ /hr	MID SPEED 1400m ³ /hr	MINIMUM SPEED 700m ³ /hr
HBH 4.5	4.5	5°C	9°C	18°C
HBH9.0	9.0	10°C	18°C	36°C
HBH 13.5	13.5	15°C	27°C	54°C
HBH 18.0	18.0	20°C	36°C	72°C

FAN FORCED THROUGH THE WALL MODULE

Ideal for both temporary and permanent heating applications, Hotcos' "Through-the-wall" modules are the perfect way to provide consistent fan forced heat into a sealed environment.

Thermostatically controlled and fitted with a 10amp 3 pin plug, these heaters are easy to install and are fitted with overtemp protection for your piece of mind.



PART NUMBER	DESCRIPTION	WATTAGE	TEMPERATURE RANGE °C
GM25007	Fan heater thru wall module 2.2kW	2.2kW	0-40°C
GM25008	Fan heater thru wall module 2.2kW	2.2kW	30-110°C
GM25009	Fan heater thru wall module 2.2kW	2.2kW	60-200°C
GM25010	Fan heater thru wall module 2.2kW	2.2kW	50-300°C
GM25013	Fan heater thru wall module 18kW	18kW	

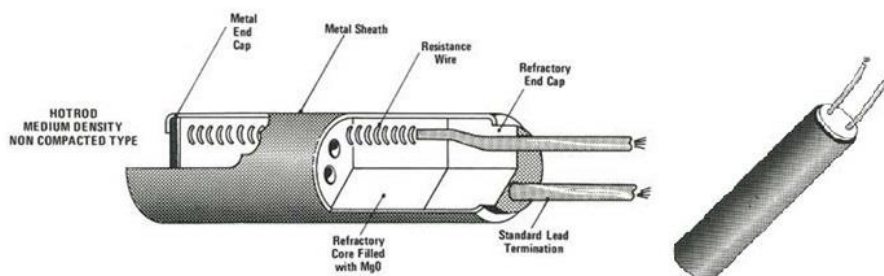
CARTRIDGE HEATERS

HOT ROD PRECISION UNITS - STANDARD WATT DENSITY TYPE

Hotco HOTROD Cartridge Heaters provide a convenient, dependable and efficient method of applying concentrated heat to solid metal components such as die blocks, moulds platens, heat sealing tools, etc; or practically any application where a compact, insert type heating is desirable. All cartridge heaters come with 1000mm high-temp fibreglass leads.

For other sizes/wattages contact Hotco for free quotation.





GENERAL CONSTRUCTION



HOTROD CARTRIDGE FEATURES

- * Long trouble free service
- * Sheaths of precision dimensions and tolerances for intimate contact with reamed holes
- * High watt density units with stainless steel sheaths providing stable, non-oxidising surfaces
- * Heating elements positioned close to the outside surface for maximum heat transfer, minimum core temperature and faster heating
- * Heating element supported on high temperature ceramic and solidly packed magnesium oxide
- * Variety of connections, including plated steel screws with nuts or glass insulated nickel wires
- * Where specified, units can be provided liquid tight
- * Basic design readily adaptable to a wide variety of special requirements, sizes or ratings.

AVAILABLE LEADS AND TERMINAL CONSTRUCTION

 <p>TYPE F</p> <p>STANDARD TYPE F Flexible nickel wire leads, double glass insulated and Silicone varnished. Available on all diameters.</p>	 <p>TYPE S</p> <p>SPECIAL CONSTRUCTION TYPE S Steel screw and nut connections. Available on units min. diameter 20 mm (1")</p>	 <p>TYPE R.A.</p> <p>Right angle leads for use on units where straight leads are unsuitable.</p>	 <p>TYPE B.W.</p> <p>Ceramic beaded, solid, or flexible heat resisting nickel conductors can be supplied for high temperature applications. Available on all diameters. Specify exact requirements.</p>
---	---	---	---

GENERAL ORDERING INFORMATION

For more detailed information on the range of Hotco cartridge heaters available, consult with Hotco directly for selection and application.

SPECIFY - Diameter, Volts, Watts, Sheath Length and Material, Type of Terminal or Lead Construction, Length of Leads.

Cartridge Heaters

All cartridge heaters come with 1000mm high-temp fibreglass leads.
For other sizes/wattages contact Hotco for free quotation.



Metric			
Part Number	Reamed Hole Diameter	Length +/- 1.5% min	Wattage/ Voltage
CM16806	10mm	50mm	70W/240V
CM16821	10mm	60mm	90W/240V
CM16823	10mm	80mm	130W/240V
CM16824	10mm	90mm	150W/240V
CM16808	10mm	100mm	170W/240V
CM16809	10mm	125mm	220W/240V
CM16825	10mm	175mm	320W/240V
CM16811	10mm	200mm	360W/240V
CM16827	10mm	275mm	510W/240V
CM16828	10mm	300mm	560W/240V
CM17556	12mm	90mm	180W/240V
CM17557	12mm	100mm	200W/240V
CM17560	12mm	175mm	380W/240V
CM17563	12mm	250mm	550W/240V
CM17564	12mm	275mm	610W/240V
CM17573	16mm	125mm	350W/240V
CM17575	16mm	175mm	510W/240V
CM17576	16mm	200mm	580W/240V

Imperial			
Part Number	Reamed Hole Diameter	Length +/- 1.5% min	Wattage/ Voltage
CM6021	3/8"	1.5"	50W/240V
CM13083	3/8"	2"	70W/240V
CM10487	3/8"	2.5"	90W/240V
CM6061	3/8"	3.5"	140W/240V
CM14447	3/8"	4"	160W/240V
CM5766	3/8"	5"	210W/240V
CM10940	3/8"	6"	260W/240V
CM13082	1/2"	2"	90W/240V
CM12400	1/2"	2.5"	130W/240V
CM10105	1/2"	3"	160W/240V
CM6066	1/2"	3.5"	190W/240V
CM8608	1/2"	4"	220W/240V
CM6067	1/2"	4.5"	250W/240V
CM6299	1/2"	5"	280W/240V
CM6068	1/2"	5.5"	310W/240V
CM14725	1/2"	6"	350W/240V
CM10981	1/2"	7"	410W/240V
CM14865	1/2"	8"	470W/240V
CM6020	1/2"	10"	600W/240V
CM5350	1/2"	12"	720W/240V
CM10757	5/8"	4"	270W/240V
CM14567	5/8"	5"	350W/240V
CM10942	5/8"	6"	430W/240V
CM10977	5/8"	8"	590W/240V
CM6298	5/8"	9"	670W/240V
CM10807	5/8"	10"	750W/240V
CM6023	5/8"	12"	900W/240V

Notes On Cartridge Heaters
1: For a reasonable cartridge life the cartridge must be inserted into a tolerance reamed hole
2: For a better heat transfer and easier cartridge removal, prior to insertion coat with our anti-oxidation and heat transfer fluid
3: For extended life use a PID controller

ST TYPE STRIP HEATERS

Hotco stainless steel strip heaters provide a versatile, robust, and dependable conductive heat source which is ideally suited for clamp-on applications where an even spread of heat is required over any area. With a lower watt density these heaters can also be applied to many air heating situations.

APPLICATION

The Hotco strip heater is utilized by many industrial users to apply heat to a wide variety of heating problems. This is due to its easy and economical installation, wide temperature range and dependability.

SURFACE HEATING

Clamped on platens, moulds, sealing bars, hot plates, and other heat-transferring metal parts e.g. tanks, kettles, autoclaves, cutting knives etc.

PROCESS AIR HEATING

Drying cabinets, ovens and rooms, moisture protection for motors, controls, switchboard cubicles etc.

CERAMIC STRIP HEATERS



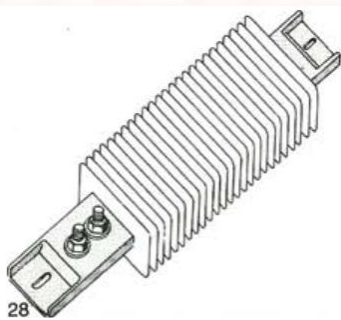
CATALOGUE NUMBER	DESCRIPTION	WATTAGE	OVERALL LENGTH (mm)	VOLTAGE
TSH50203		50W	203mm	240V
TSH100203		100W	203mm	240V
TSH150203		150W	203mm	240V
TSH250267		250W	267mm	240V
TSH350267		350W	267mm	240V
TSH270305		270W	305mm	240V
TSH475305		475W	305mm	240V
TSH500534		500W	534mm	240V
TSH750534		750W	534mm	240V
TSH1000534		1000W	534mm	240V

INSTALLATION

Milled Plate	Heaters may be held in position in platens and similar installations with a steel plate recessed to the heaters width and thickness, minimum 39.7 mm x 8.73 mm and shim if necessary, then, fastened to the working plate.
Clamping	Position clamping bars or plates with firm even contact over full effective heating area without being too tight to restrict expansion. Contact areas must be flat and smooth.
Expansion Allowance	For the lower watts density heater suitable for installation in air, they may be supported by the mounting lugs either end with the terminal end fixed firmly, the other slackened in the slotted hole to allow for expansion.
Lagging	Should lagging be used (e.g. in an oven application) it must be separated by a minimum 12.7mm air gap as this eliminates 'HOTSPOTS' and prolongs element life.

HOTCO STRIP HEATERS

STF TYPE FINNED STRIP HEATER



These heaters are of the same basic design and manufacture as the standard ST but are fitted with Nickel Plated fins to give greater heat dissipating area, generally used in a moving air application. Fin dimensions 50 x 35 mm

APPLICATION

Used in ovens and cabinets for drying, baking preheating and melting, hot cupboards, food trolleys, incubators, as anti-condensation heaters for electric motors, switchboard cubicles, duct heating and load banks.

METAL SHEATHED - MICA INSULATED STRIP HEATERS

Hotco manufacture a wide range of metal sheathed mica insulated strip heaters, with unlimited variations of design.

APPLICATION

As with the ST type, these heaters provide a versatile robust and dependable conductive heat source ideally suited for clamp-on applications where an even spread of heat is required over any area. E.g. Platens, dies, moulds, tanks, sealing and packaging machinery, plastic and rubber moulding machinery etc.



CONSTRUCTION

Durable nickel-chrome resistance wire is wound on a former of high-grade mica shaped to suit any physical dimension (see illustrations) sandwiched between mica sheet, and permanently enclosed in a metal sheath.

This assembly provides a fast heat transfer, maximum efficiency, and responds quickly to control.

SHEATH MATERIALS

Available in metal sheaths of steel, stainless steel or copper, dependent upon application.

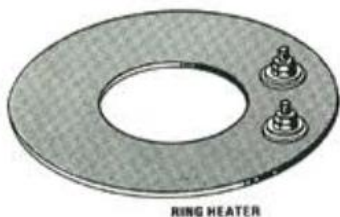
TERMINATION

These can be provided either in screw connections, standard or high temperature plug-all receptacle, flexible leads, protected leads or other types as specified.


ORDERING

When ordering, specify, size, shape sheath material, volts, watts, type and termination required. Details of your proposed application and a sketch of the heater required will ensure correctly designed units for your particular problem.

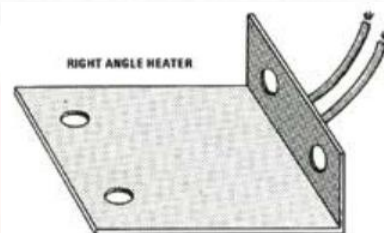
TYPICAL FORMS



RING HEATER



FLAT STRIP HEATER



RIGHT ANGLE HEATER

INSTALLATION

(Good surface contact essential)

Wherever mica insulated strip heaters are used for heating metals or other solid objects, to ensure long life and maximum efficiency it is essential that good permanent contact be maintained between the heater and heated surface. Metal clamp plates secured by bolts or screws, so that the strip heater cannot expand away from the surface being heated are required.

It must cover the heating area and be of adequate strength and thickness to prevent deformation when tightened and after heat is applied.

LAGGING

When insulation is used with these heaters it should be separated by an air space of least 13 mm, to prevent the possible formation of "Hotspots" which could reduce heater life.

HOTCO INLINE CIRCULATION HEATERS

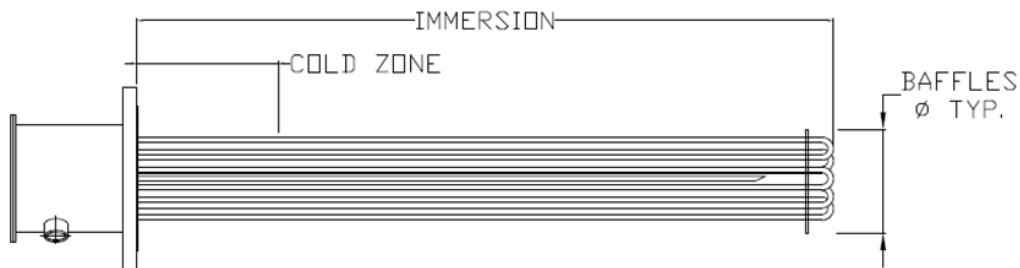
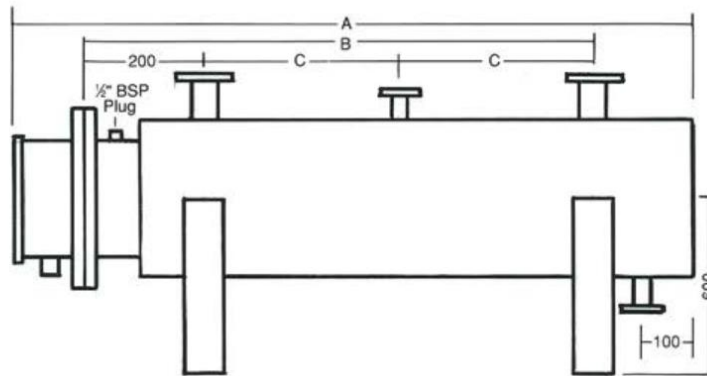
IN-LINE CIRCULATION HEATERS

Hotco circulation heaters are designed to heat liquids or gases which flow through pipework on either a recirculating or single-pass basis. Using the appropriate flanged heater as a heat source, and with the addition of baffles and a barrel to create a cross-flow effect over the heaters, the Hotco in-line circulation heater is ideal for remotely heating storage vessels and materials as they flow through process pipework. The following pages show examples of common oil and water heaters.


Please consult with a Hotco technician for recommendations and further advice.

Flange heaters and Circulation units
Sizes ranging from 80NB – 350NB flange size.
Fully customizable with 316s/s, INC800 and INC825 sheath material available for elements.

IN-LINE CIRCULATION HEATER



QUARTZ IMMERSION HEATER (FIXED) IN IP66 ENCLOSURE



CATALOGUE NUMBER	DESCRIPTION	WATTAGE	INSERTION LENGTH (mm)	HEATED LENGTH (mm)
QIH2KW	2kW Withdrawable Element	2000W	680mm	100mm
QIH3KW	3kW Withdrawable Element	3000W	740mm	100mm
QIH4KW	4kW Withdrawable Element	4000W	820mm	100mm
QIH5KW	5kW Withdrawable Element	5000W	900mm	100mm

CUTTABLE HEATING TAPE

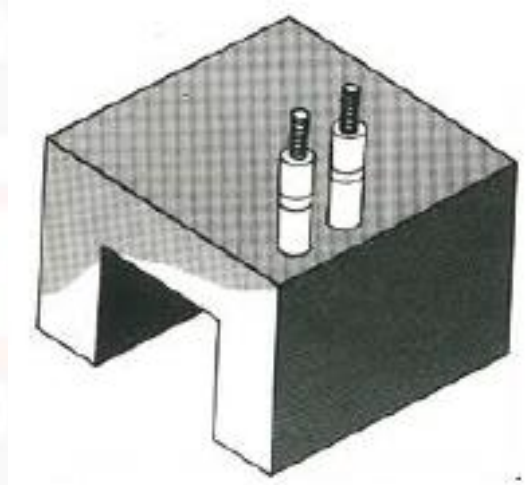
	PART NUMBER	DESCRIPTION	Maximum Circuit Length 60m
	FKSR/30	Cable Constant Watt SR 30W/m	
	FKSR/50	Cable Constant Watt SR 50W/m	
	FKSRTK	Terminating Kit For EXT Tape	

HOTCO CAST-IN HEATERS

CAST-IN HEATERS

Tubular Heaters can be cast in aluminium, bronze, brass or iron to give a unit of long life, consistent product quality and versatility in design.

The mass of metal surrounding the cast-in heater provides a 'Heat-Sink' of excellent thermal conductivity. This results in high wattage capability with overall low watt-density, prolonged heater life, uniform heat transfer, stable and high temperatures that can be precisely controlled, and increased resistance to thermal and mechanical shock.

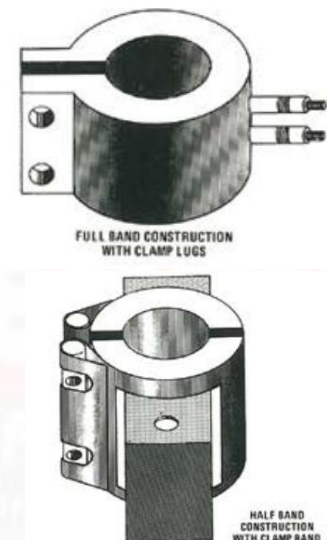


VERSATILITY

These units are used extensively on machinery that operate almost non-stop e.g. Extruders, injection moulders, heater sealers, hot plates, platens, dies roller heating etc., because of their durability and maintenance free life.

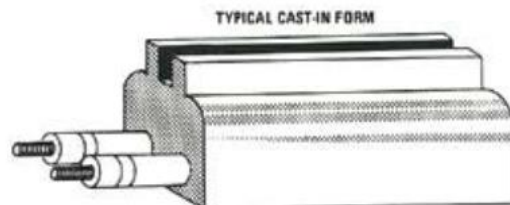
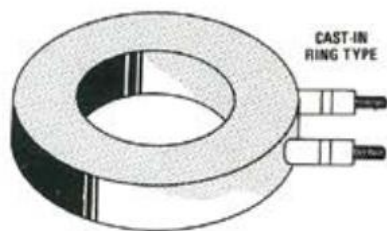
CAST-IN BANDS

The cast-in aluminium band heater consists of metal sheathed mineral insulated tubular element, formed to shape and cast into Aluminium using a pattern of required dimensions with allowances for machining. The bore is then machined to give a perfect fit between the heater and the heated part. Normally used on Plastic Extruders, injection and blow moulding machines, these elements have many advantages. They are robust, give even heat distribution, and allow higher wattage concentrations. Cooling coils and or fins can be incorporated in the unit.



CAST-IN RINGS, BARS AND PLATES

Offer greater versatility in design, minimum machining on unusual shaped applications. e.g. Hotplates, Sealing Bars etc.



CAST-IN OVER THE SIDE IMMERSION

Good heat transfer and large heat outputs into such metals as solder, lead, tin and stereotype metal pots etc. Hotco technicians are available to discuss whether cast-in heaters are more suited to your application than conventional types of heaters.

HOTCO BAND HEATERS

FLEXIBLE BAND HEATERS - MICA INSULATED

Hotco flexible band heaters are designed to enable both installation and removal of the heater, without disturbing or having to remove previously installed heaters or fittings.

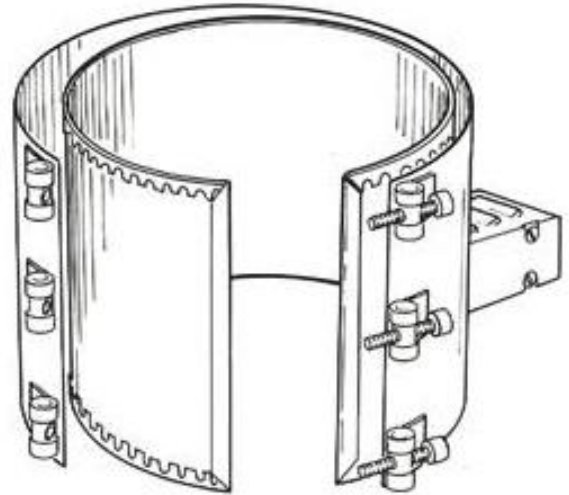
CONSTRUCTION AND LIMITATIONS

Manufactured using nickel-chrome resistance wire, wound onto a mica insulated former, the inner heating band is formed onto a mild steel outer sheath. A stainless-steel outer clamp band is provided with swivel toggles enabling continuous operation to 300°C with maximum recommended wattage to 46.5 kW/m².

ELECTRICAL TERMINATION

A variety of electrical terminations are available as shown on page 113.

Consult with Hotco technicians for helpful advice.



WELDED BAND HEATERS - MICA INSULATED

Hotco welded band heaters are designed for applications where flexible band heaters are not suitable, usually to eliminate the ingress of liquids or materials from contaminating the inner windings of the heater.

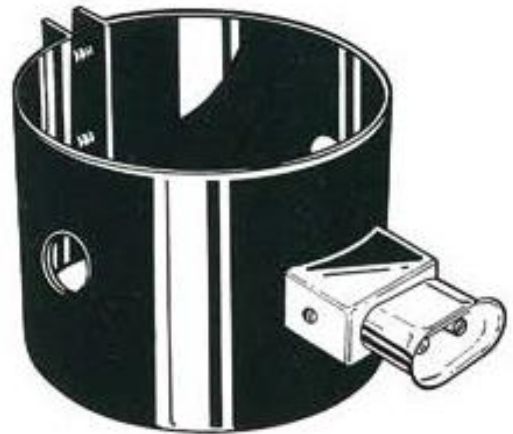
CONSTRUCTION AND LIMITATIONS

Manufactured using nickel-chrome resistance wire, wound onto a mica insulated former, the mild steel outer covers are welded together forming totally sealed edges. Continuous operation to 300°C is achievable, with maximum wattage to 46.5kW/m.

ELECTRICAL TERMINATION

A variety of electrical terminations are available as shown on page 113.

Consult with Hotco technicians for helpful advice.



HOTCO BAND HEATERS

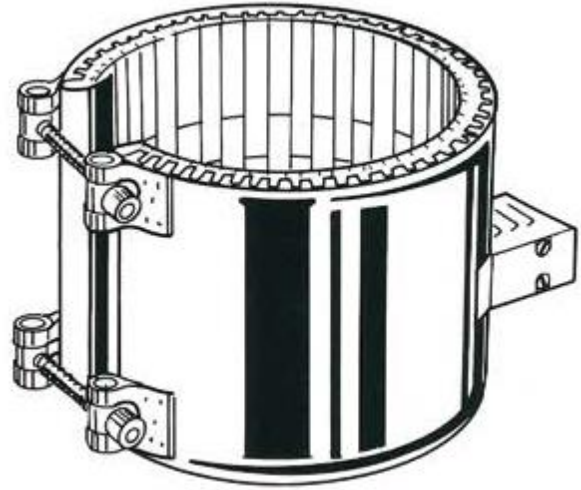
FLEXIBLE CERAMIC BAND HEATERS

The Hotco range of Flexible Ceramic Heaters are designed for applications where temperatures to 450°C are required, or where watts densities to 60kW/m² are needed.

Manufactured using individual ceramic links, allows the heater to be opened out over the barrel, without disturbing or having to remove previously installed heaters.

A stainless-steel outer clamp band with swivel toggles provides adequate clamping and a range of electrical terminations are available, as shown on page 113.

Consult with Hotco technicians for helpful advice, particularly with wattage and temperature ratios.



WELDED CERAMIC BAND HEATERS


Hotco Welded Ceramic Band Heaters are designed for applications where Flexible Ceramic Band Heaters are unsuitable, usually to eliminate the ingress of liquids and materials which can contaminate the inner windings of the heater.

CONSTRUCTION AND LIMITATIONS

A spiralled nickel-chrome coil is supported on ceramic formers and encased in a welded steel or stainless steel sheath, and vibrate filled with Magnesium Oxide (MgO) as a heat transfer medium.

Continuous operation to 450°C is achievable, with maximum wattage to 60kW/m².

Consult with Hotco technicians for advice on wattage and temperature ratios.



HOTCO TUBULAR BAND & NOZZLE HEATERS

TUBULAR TYPE BAND AND NOZZLE HEATERS

Developed as a heavy-duty heater with greater life, high temperature capabilities and dependable performance in extreme conditions. Hotco Tubular Band Heaters have been found to be most resistant to damage from plasticised materials and mechanical abuse, which along with incorrect clamping, have been found to be the most common cause of premature failures in conventional heaters.

TYPICAL USES

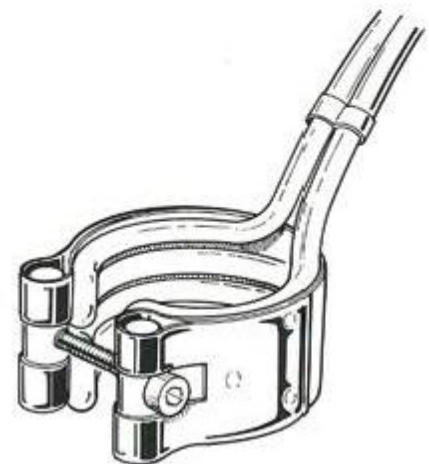
On barrels and nozzles of plastics injection moulders and extrusion machines, heat treating of piping and other process equipment requiring uniform heat and high temperatures.

CONSTRUCTION

Hotco Tubular Band and Nozzle Heaters consist of a mineral insulated tubular heater formed to suit the required diameter, and a stainless steel clamp which ensures a tight fit for optimal heat transfer. Termination can be screw terminals, flexible leads or a two-pin plug fitting.

SIZES

These heaters are available in a range of diameters from 25mm (1") to 915mm (36") and widths from 25mm (1") to 305mm (12").



STOCK NOZZLE

TN250 - 32mm (1 1/4") diameter x 28mm (1 1/8") wide, 240V, 250W.

STOCK NOZZLE HEATERS

All stock Nozzle Heaters are fitted with 1 metre stainless steel braided leads.



Diameter	Width	Wattage	Diameter	Width	Wattage
30	20	80	38	40	200
32	30	125	40	30	150
32	40	200	40	40	200
32	50	220	40	50	250
35	30	125	45	30	175
35	40	150	45	50	260
38	20	100	50	40	275
38	30	150	50	50	300

BAND HETAUTBERUSLAR

HOTCO MINI TUBULAR HEATERS

THE HOTCO MINI TUBULAR HEATER

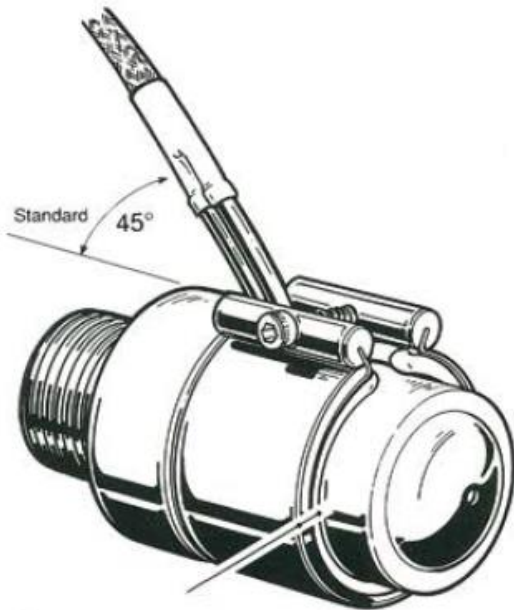
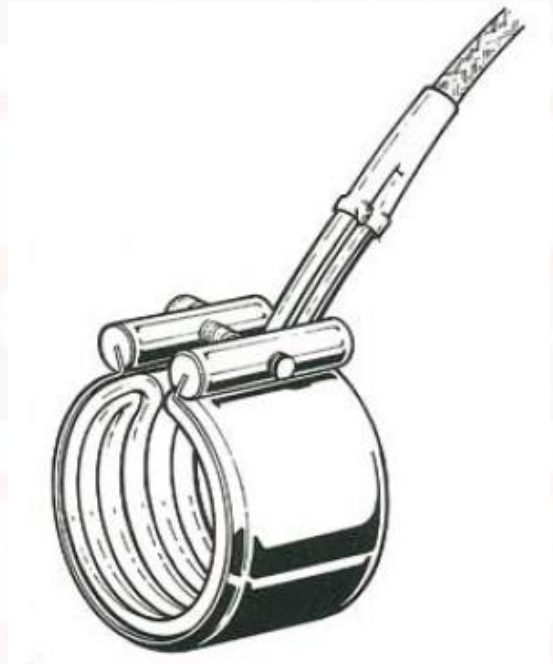
The HOTCO Mini Tubular Heater was developed specifically to satisfy the rapid advances in modern plastics technology.

With the increased use of engineering and microwave plastics, and the requirement of temperatures in excess of 300°C, Hotco saw the need for a low-profile Magnesium Oxide (MgO) insulated heaters.

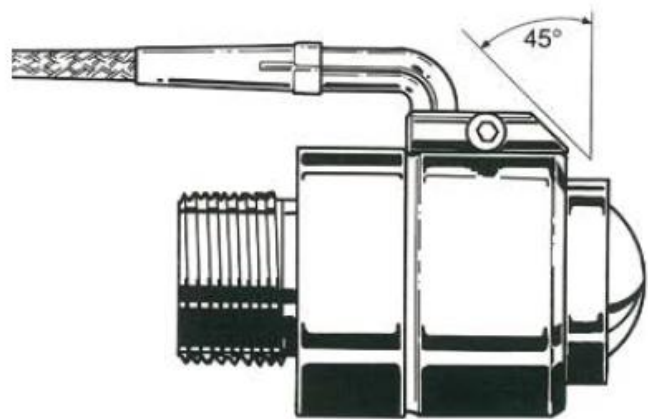
The result is a 4.1 mm diameter stainless steel tubular nozzle heater capable of 80% greater heat output than conventional mica type heaters, and it's made in Australia.

Each stock heater is fitted with 1 metre braided leads.

For further details or a quote, contact your nearest Hotco branch



5mm Total Thickness



Optional cut away lug and lay back lead configuration

SILICON RUBBER HEATERS

HOTCO SILICONE RUBBER HEATING MATS
TEMPERATURES TO 220°C

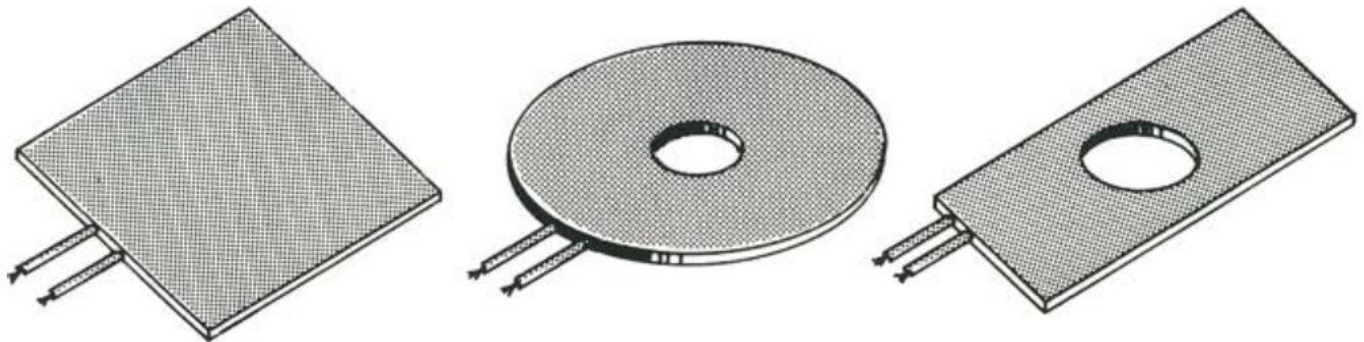
CONSTRUCTION

The mat is constructed using nickel alloy wire sandwiched between silicone rubber impregnated fibreglass sheet, increasing its strength and flexibility.

The resistance element wire can be laid out in any configuration, giving a varied wattage distribution desired in special heaters, also allowing for any cutouts, holes, clearances, and clamping.

These pads have many uses and can be made in variety of shapes from a 75 mm square to a pad measuring 0.6m x 3m, thickness is nominal 2mm and wattages up to 5 kW/m².

As they can be manufactured in almost any shape or size and are extremely flexible, they have found application as heated panels for clamping to the outside of storage tanks or plating vats, defrosting of large industrial freezer units, heating pads for many corrosive substances, or when even heating is required over a large area.



TYPICAL SILICONE RUBBER FORMS

SILICONE RUBBER MAY BE USED TO ADHERE MATS TO WORKING SURFACES

SILICONE RUBBER HEATING CORDS

Manufactured in two diameters (4mm and 6mm) Silicone Rubber Cord Heaters have a maximum rating of 60 watts per lineal metre.

Constructed using a silicone rubber impregnated braided fibreglass outer sheath, results in a tough waterproof heating cord which can be wrapped around or installed within water pipes and refrigeration drain lines to prevent frost and ice formation.

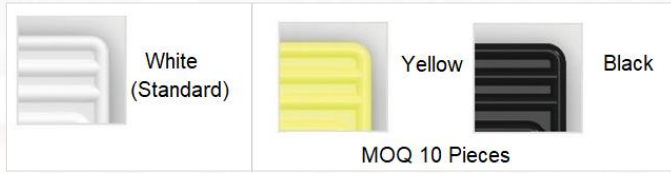
Cord Heaters are ideal as anti-condensation heaters when fitted within electric motors and are easily fitted into cold room door seals to prevent freezing and jamming.

Leads of any length are able to be fitted at each end of the heater, or electrical termination at one end only is an option.

Consult with Hotco technicians for further information and advice.

CERAMIC ELEMENTS

Glaze Options:



Trough Elements



IHTE Series

Half Trough Element Dimensions 122 x 60mm
Available in 125W 150W 200W 250W 325W 500W



IQCE Series

Quarter Curved Element Dimensions 60 x 55 mm
Available in 150W 250W



IFTE Series

Full Trough Element Dimensions 245 x 60 mm
Available in 150W 250W 300W 400W 500W 650W 750W 1000W



IQTE Series

Quarter Trough Element Dimensions 60 x 60 mm
Available in 125W 250W

Full Flat Elements



IFFE Series

Full Flat Element Dimensions 245 x 60mm
Available in 150W 250W 300W 400W 500W 650W 750W 1000W



IHFE Series

Half Flat Element
Dimensions 122 x 60 mm
Available in 125W 150W 200W
250W 325W 500W



IQFE Series

Quarter Flat Element
Dimensions 60 x 60 mm
Available in 125W 250W



ILFFE Series


Large Full Flat Element Dimensions 254 x 95 mm
Available in 650W 750W 1400W



ISFSE Series

Square Flat Solid Element Dimensions 122 x 122mm
Available in 150W 250W 300W 350W 400W 500W 650W 750W

CERAMIC HOLLOW ELEMENTS



IFFEH Series

Full Flat Element Hollow
 Dimensions 245 x 60 mm
 Available in 250W 300W 400W 500W 600W 800W



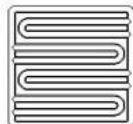
IQFEH Series

Quarter Flat Element Hollow
 Dimensions 60 x 60 mm
 Available in 125W 250W



IHFEH Series

Half Flat Element Hollow
 Dimensions 122 x 60 mm
 Available in 125W 200W 250W 300W 400W



ISFEH Series

Square Flat Element Hollow
 Dimensions 122 x 122 mm
 Available in 250W 300W 400W 500W 600W 800W

Thermocouples



Type J

- + Iron
- Copper Nickel



Type K

- + Nickel Chromium
- Nickel Aluminium

EDISON SCREW ELEMENTS



IESE Series



Edison Screw Element Small
 Diameter 80 x 110mm
 Available in 60W 100W

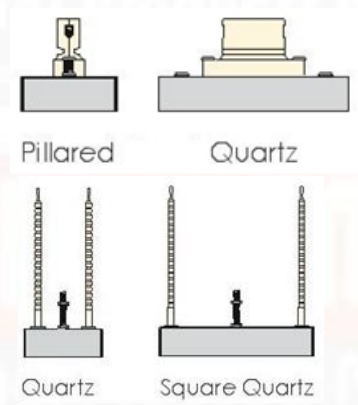



Edison Screw Element Regular
 Diameter 95 x 140 mm
 Available in 150W 250W




Edison Screw Element Extra Large
 Diameter 140 x 137 mm
 Available in 300W 400W

QUARTZ ELEMENTS

IFQE Series

Full Quartz Element Dimensions 247 x 62.5 x 22mm
Available in 150W 250W 400W 500W 650W 750W 1000W



IPFQE Series

Pillared Full Quartz Element Dimensions 247 x 62.5 x 22 mm
Available in 150W 250W 400W 500W 650W 750W 1000W



IHQE Series

Half Quartz Element Dimensions 124 x 62.5 x 22 mm
Available in 150W 250W 325W 400W 500W




IPHQE Series

Pillared Half Quartz Element Dimensions 124 x 62.5 x 22mm
Available in 150W 250W 400W 500W



IQQE Series

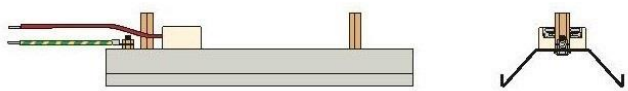
Quarter Quartz Element Dimensions 62.5 x 62.5 x 22 mm
Available in 150W 250W









ISQE Series

Square Quartz Element Dimensions 124 x 124 x 22 mm
Available in 150W 250W 400W 500W 650W 750W 1000W

REFLECTORS



RAS Range - Reflector Aluminised Steel
(Supplied Without Elements)

IRAS-5		100 x 60 x 1,254 mm
IRAS-4		100 x 60 x 1,004 mm
IRAS-3		100 x 60 x 754 mm
IRAS-2		100 x 60 x 505 mm
IRAS-1		100 x 60 x 254 mm
IRAS-0.5		100 x 60 x 160 mm

HLQB Indoor Infrared Heaters

The HLQB range of quartz infrared heaters provide instant high energy heat for a wide variety of indoor situations. With models ranging from 1.5kW to 6k, in a variety of sizes and designs, they provide the perfect solution to zone or localized heating requirements



HLQ15B

HEATER 1500W GOLD LAMP BLACK

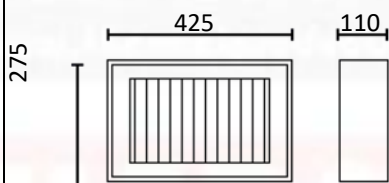
Single 1500W lamp

Single Phase Power

Weight 3.5kg

Replacement Lamp – 64241571

Dimensions (mm)



HLQ30B

HEATER 3000W GOLD LAMP BLACK

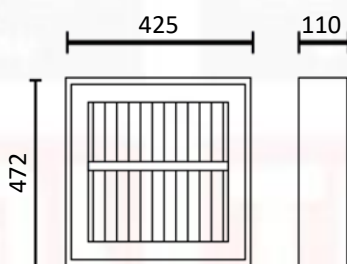
Twin 1500W lamp

Single Phase Power

Weight 3.5kg

Replacement Lamp – 64241571

Dimensions (mm)



HLQ60B

HEATER 6000W GOLD LAMP BLACK

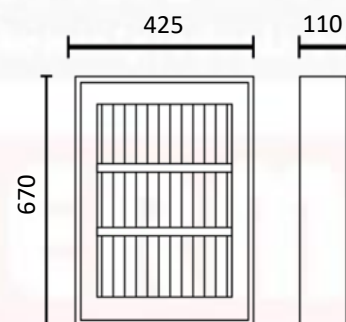
Triple 2000W lamp

Single Phase Power

Weight 3.5kg

Replacement Lamp - 64242070

Dimensions (mm)



These heaters can be wall mounted or suspended from ceilings and are available for single and three phase circuits. Manufactured from aluminium and finished with a neutral black powder coat, they provide a smart and professional appearance whilst offering durability and longevity.

Mounting		Model	Height (m)	X (m)	Y (m)	Z (m)	Area (m²)
	Wall	HLQ15B	2.5	3.2	2.6	6	12
		HLQ30B	3	3.7	3.6	7	19
		HLQ60B	3.5	8	4.8	15.5	25
	Overhead	HLQ15B	3	3	2	n/a	6
		HLQ30B	3.5	3.3	2.6	n/a	8.6
		HLQ60B	4	5	3.4	n/a	17

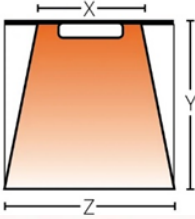
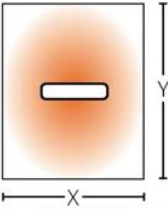
HLW IP Rated Infrared Heaters

HLW Infrared heaters provide a safe and efficient heat source for a wide variety of applications. Available with an IP55 rating, these are ideal for any outdoor situations. With a range of colours, lamp options and wattages.

		
<p>HLW15 OUTDOOR STRIP HEATER 1500W 240V RATED TO IP55 WHITE Dimensions 480x120x120mm</p>	<p>HLW15B OUTDOOR STRIP HEATER 1500W BLACK 240V RATED TO IP55 Dimensions 480x120x120mm</p>	<p>HLW15S OUTDOOR STRIP HEATER 1500W SILVER 240V RATED TO IP55 Dimensions 480x120x120mm</p>

		
<p>HLW20BG OUTDOOR 2000W FITTING BLACK GOLD LAMP Dimensions 480x120x120mm</p>	<p>HLW30BG OUTDOOR TWIN FITTING BLACK GOLD LAMPS Dimensions 960x120x120mm</p>	<p>HL45BG OUTDOOR TRIPLE FITTING BLACK GOLD LAMPS Dimensions 1400x120x120mm</p>

Area Coverage

Mounting		Model	Height (m)	X (m)	Y (m)	Z (m)	Area (m ²)
 <p style="font-size: 2em; color: red; font-weight: bold;">Wall</p>	HLW15	2	2.3	2.4	4	7.6	
	HLW15	2.5	3	3	5.2	12.3	
	HLW20	2	2.3	2.4	4	7.6	
	HLW20	2.5	3.0	3	5.2	12.3	
	HLW30	2	3.4	2.4	4.5	9.48	
	HLW30	2.5	4.2	3	5.8	15	
	HLW45	2	4.3	2.4	5	11.6	
	HLW45	2.5	4.8	3	6.4	16.8	
 <p style="font-size: 2em; color: red; font-weight: bold;">Overhead</p>	HLW15	2	3.6	2.5	n/a	9	
	HLW15	2.5	4.8	3.5	n/a	16.8	
	HLW20	2	3.6	2.5	n/a	9	
	HLW20	2.5	4.8	3.5	n/a	16.8	
	HLW30	2	4.3	2.5	n/a	10.7	
	HLW30	2.5	5.2	3.5	n/a	18.2	
	HLW45	2	4.8	2.5	n/a	12	
	HLW45	2.5	5.6	3.5	n/a	19.6	

HLPN Infrared Paint Dryer

The Heatlight HLPN1000 is ideal for use on small repairs and other drying jobs. It can be used hand-held, or mounted on a stand for many tasks such as engine drying, strip removal, filler drying, stone chip repairs and preheating prior to spraying. As a hand-held unit it is perfect for small repairs.




Applications	Features
Spot Drying	Flexible, Powerful Drying
Engine Drying	Supplied With Pistol Grip Handle
Strip Removal	Wide Angle Hi-Light Reflector
Filler Drying	3-Metre Flexible Cable
Stone Chip Repairs	Built-In Switch
Preheat Prior To Spraying	Full Height & Side Lock Bracket
	Optional Stand Available (see below)



HLWPARARM

PARASOL ARM ASSEMBLY T/S HLW SERIES HEATERS




HLPNSTAND

STAND FOR HLPN SERIES PAINT DRYING HEATERS (Heater NOT included)


VICTORY INFRA-RED REPLACEMENT LAMPS

Ruby Red Jacketed Heat Lamps With Leads



Part Number	Length A (mm)	Wattage	Voltage	Leads (mm)	Usage
54241037	526	1000	240	80	
64241030	346	1000	240	230	
64241034	526	1000	240	230	HLP2000, HLP3000, HLP4000, HLP6000
64241530	346	1500	240	230	HLX15 PRE GOLD LAMP
64241534	346	1500	240	60mm, 550mm	
64241536	784	1500	240	230	HLP4500
64241538	346	1500	240	180mm, 550mm	BIG RED
64245030	216	500	240	230	
64248531	195	850	240	170	HOTSPOT ETSHT
6424153B	784	150	240	170	ETS3 BOOTH MASTER

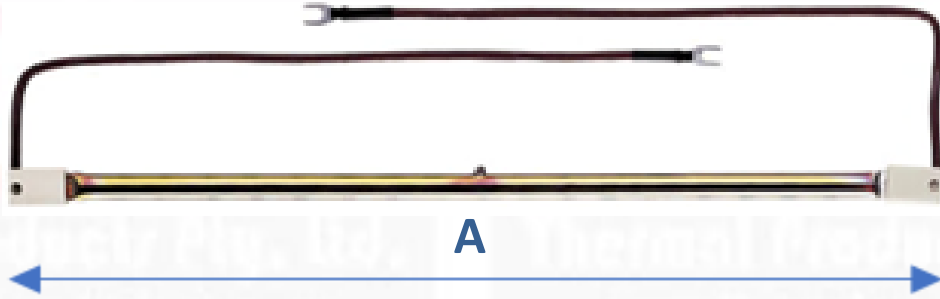
Slimline Ruby Red Heat Lamp WithbR7S Fittings



Part Number	Length A (mm)	Wattage	Voltage	Leads (mm)	Usage
64241372	254	1300	240	N/A	
6424153Y	350	1500	240	N/A	


VICTORY INFRA-RED REPLACEMENT LAMPS

Slim Line Gold Lamps With SK15 Leads



Part Number	Length A (mm)	Wattage	Voltage	Leads (mm)	Usage
64241072	346	1000	240	230	HLP1000
64241077	346	1000	240	80	HLPN1000
64241571	346	1500	240	230	HLQ30G, HLX15G
64242070	353	2000	240	230	HLQ60G

Slimline Gold Heat Lamps With Leads



Part Number	Length A (mm)	Wattage	Voltage	Leads (mm)	Usage
64231570	440	1500	235	375	HLW15G, HLW45BG (Middle Lamp)
64231571	440	1500	235	200mm, 600mm	HLW30BG
64231572	440	1500	235	400mm, 800mm	HLW45BG (Left & Right Lamps)
64242073	440	2000	240	375	HLW20BG

VICTORY INFRA-RED REPLACEMENT LAMPS

Frosted Heat Lamps With Leads



Part Number	Length A (mm)	Wattage	Voltage	Leads (mm)	Usage
64241503	543	1500	240	90	HLO15
64241525	440	1500	240	375	HLW15

Clear Heat Lamps With Leads



Part Number	Length A (mm)	Wattage	Voltage	Leads (mm)	Usage
64482521	732	2500	480	150	
64483620	1057	3560	480	150mm (Metal Ends)	
64483622	1057	3560	480	150mm (Ceramic Ends)	

Twin In-Screed Heating Cable

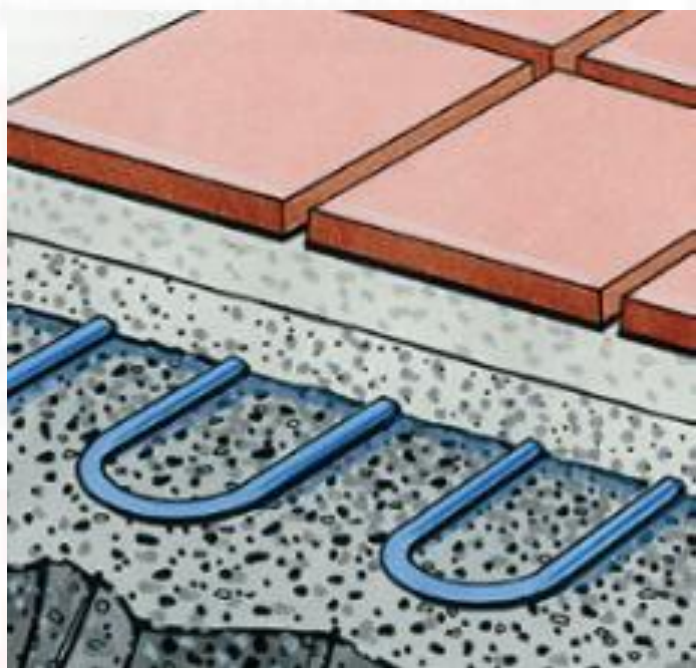
This "in floor heating cable" is a twin heating cable design with a single sided power supply and is controlled by an electronic thermostat.

It is installed on top of an existing floor in a cement screed or self levelling compound of approximately 6-8mm thick, and can be installed under many different floor surfaces which radiate heat easily, such as tiles, slate, stone, low pile carpet and some wooden floor panels

Elektra DM20 Heating Cable

The Elektra DM20 is a "quick response" heating system, and if the room has effective thermal insulation, it may be used as the primary heating system.

Especially popular in bathrooms and toilets where it provides warmth underfoot, as well as keeping your towels and floors dry and free of mould.



Technical Data

Part Number	Wattage	Length (m)	Area m²
SIEDM125	125	6.5	0.65
SIEDM195	195	10	1
SIEDM215	215	11	1.1
SIEDM280	280	14	1.4
SIEDM325	325	16.5	1.65
SIEDM365	365	18.5	1.85
SIEDM420	420	21	2.1
SIEDM470	470	23.5	2.35
SIEDM600	600	29.5	2.95
SIEDM660	660	33.5	3.35
SIEDM820	820	40.5	4.05
SIEDM1030	1030	51	5
SIEDM1150	1150	58	6
SIEDM1280	1280	64	6.5
SIEDM1440	1440	73	7.5
SIEDM1640	1640	81	8
SIEDM1940	1940	98	10
SIEDM2410	2410	122	12.2
SIEDM3000	3000	150	15
SIEDM3520	3520	177	17.7
SIEDM4050	4050	205	20.5
SIEDM4980	4980	250	25

Twin In-Screed Heating Cable

This "in floor heating cable" is a twin heating cable design with a single sided power supply and is controlled by an electronic thermostat. It is installed on top of an existing floor in a cement screed or self levelling compound of approximately 6-8mm thick, and can be installed under many different floor surfaces which radiate heat easily, such as tiles, slate, stone, low pile carpet and some wooden floor panels

Elektra Twin Heating Mat

The Elektra heating mat is a twin cable on a fibreglass mat, with a single-sided power supply and thermostat controlled. Elektra heating mats may be used under any type of floor suitable for heating; i.e. under any floor which radiates heat easily, such as floor tiles, slate, low pile carpet or some wooden floor panels. They are fixed directly to a prepared floor in a screed of self levelling compound or a cement-based screed. At 0.5m wide and available in lengths from 2m to 16m, they can be easily shaped to suit the floor layout. No special tools are required.



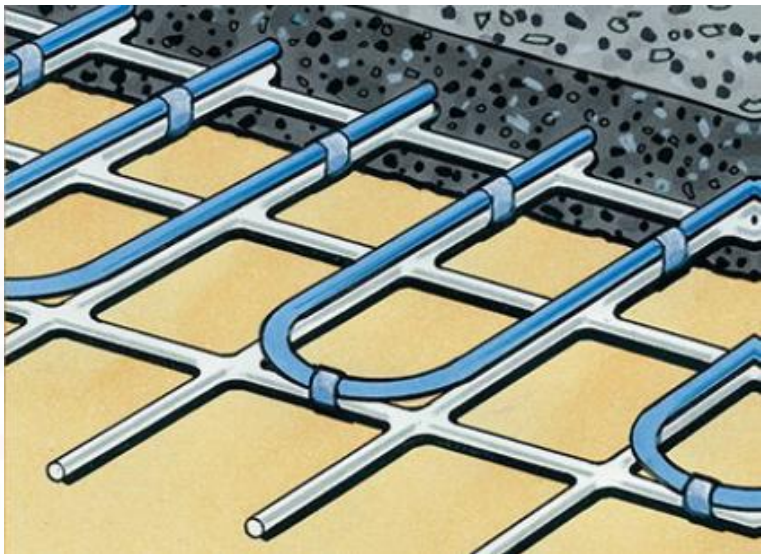
<i>Technical Data</i>			
Part Number	Wattage	Length (m)	Area m²
SIETXMD.5/2	160	0.5X2	1
SIETXMD.5/3	240	0.5X3	1.5
SIETXMD.5/4	320	0.5X4	2
SIETXMD.5/5	400	0.5X5	2.5
SIETXMD.5/6	480	0.5X6	3
SIETXMD.5/7	560	0.5X7	3.5
SIETXMD.5/8	640	0.5X8	4
SIETXMD.5/9	720	0.5X9	4.5
SIETXMD.5/10	800	0.5X10	5
SIETXMD.5/12	960	0.5X12	6
SIETXMD.5/14	1120	0.5X14	7
SIETXMD.5/16	1280	0.5X16	8

Elektra In-Slab Heating

Electric in-slab heating uses heating cables embedded in a concrete slab floor to provide home heating. The slab stores the heat at night and releases it to provide continuous warmth to the home during the day.

Using off-peak electricity in-slab heating is an economical method of providing 24-hour heating, if set at a suitable temperature in a well-insulated home. No other heating system provides the all-round benefits of in-slab heating: individual room thermostats, versatility, safety, silent and allergy free operation, not to mention the total freedom of decor and furniture layout.

Elektra Twin heating cables are available in ready-made sets in a comprehensive range of lengths. Their convenient 'twin' design means installation is straight forward - you simply start at the power source and work to the end of the cable, saving time and expense. They also come packaged on reels - which allow a kink and twist-free roll out. Elektra VCD cable is suitable for new constructions and renovations as an in-slab heating system or it can be installed after construction in a 25mm cement-based screed under many different flooring surfaces including timber, stone, tiles (ceramic and vinyl), parquetry and low carpet.

Features	<i>Technical Data</i>			
	Part Number	Wattage	Length (m)	Area m²
Convenient 'twin' design saves time & expense	SIEVCD215	215	6	1
Extensive range of lengths available	SIEVCD395	395	11	2
Residential or commercial applications	SIEVCD460	460	13	2.5
In-slab or in-screed under various floor surfaces	SIEVCD520	520	15	3
Off-peak storage heating	SIEVCD630	630	17.5	3.5
No maintenance	SIEVCD710	710	20.5	4
10 year warranty	SIEVCD820	820	23	4.5
	SIEVCD890	890	26	5
	SIEVCD1100	1100	32	6
	SIEVCD1370	1370	39	8
	SIEVCD1550	1550	45	9
	SIEVCD1790	1790	51	10
	SIEVCD2150	2150	62	12
	SIEVCD2360	2360	68	13.5
	SIEVCD2850	2850	80	16
	SIEVCD3050	3050	87	17.4
	SIEVCD3400	3400	97	19.5
	SIEVCD3720	3720	107	21.5
	SIEVCD3950	3950	115	23
	SIEVCD4420	4420	125	25
	SIEVCD5350	5350	155	31
SIEVCD6550	6550	190	38	

Installation

In-slab heating involves the installation of an electronic element in the concrete reinforcement mesh prior to the cement pour. This is usually done as close to the day of pouring as possible. Cables are pre-tested before leaving the factory - tested prior to the concrete pour and then tested again before connection to the electrical supply. Once the cement has been poured the new slab must be left for 6-8 weeks before the system is switched on.



SIE505005

Digital Floor Sensing Thermostat

Programmable/Non-Programmable
Large Screen
16A/240V Temp Range -5°C - 35°C
Dimensions 86x86x13mm



SIE505006

Digital Air Sensing Thermostat

Programmable/Non-Programmable
Large Screen
16A/240V Temp Range -5°C - 35°C
Dimensions 86x86x13mm



SIE505007

Analogue Air Sensing Thermostat

Non-Programmable
Mounting On Standard Wall Plate
16A/240V Temp Range 10°C - 50°C
Dimensions 84x115x40mm



SIE505010

WiFi Floor Sensing Thermostat

Programmable
Digital WiFi Operation
16A/240V Temp Range 0°C - 40°C
Dimensions 62.5x115x40mm



SIE505011

Analogue Floor Sensing Thermostat

Non-Programmable
16A/240V Temp Range 10°C - 50°C
Dimensions 84x115x58mm



SIE505012

Digital Floor Sensing Thermostat

Programmable/Non-Programmable
Mounting On Standard Wall Plate
16A/240V Temp Range 0°C - 25°C
Dimensions 84x115x58mm



SIE505013

Digital Air Sensing Thermostat

Programmable
Digital Touch Screen
16A/240V Temp Range 5°C - 40°C
Dimensions 84x84x40mm



SIE505014

Analogue Floor Sensing Thermostat

Non-Programmable
Din Rail Mount
16A/240V Temp Range 0°C - 35°C



SI E505015

FLOOR SENSOR PROBE NTC 3M
SUIT MICROTEMP THERMOSTAT



SIETXXP5012

CLOTH FIXING TAPE
25MT X 48MM

SIETXXP5013

HEATING CABLE BREAK ALARM
REQUIRES 2 X AA BATTERIES



SIETXXP505014

FIXING STRIP 25MT ROLL

Elektra DM20 Heating Cable In-Screed Installations

When cables are to be screeded they are generally laid over existing concrete or timber with a moisture barrier (Masonite or cement sheeting) in an existing room.

Regardless of the installation method, take the time to either draw out a plan, or at the very least, check spacings within the heated area beforehand. This will allow you to space runs as evenly as possible. **For tiled floors, cables should be covered with a minimum depth 6 -8 mm of self levelling compound eg: Ardex™. For carpeted floors, cables should be covered with a minimum depth of 15mm of self levelling compound.**

Before starting the layout, give consideration to the location of the cold tail. This should be positioned near to a wall, at a suitable thermostat location.

1. All installations must be carried out by a qualified electrician to comply with Australian Standards and local wiring regulations. Cable must be kept a minimum of 75 mm away from walls, cupboards, toilets and any fixtures in the heated area (see diagram next page). **Cables are spaced at 100 -120mm apart to give optimum results.** They should be no closer than 75 mm and at a maximum of 130 mm apart. There are two common methods for fixing to the floor.

A) **“Wire-Mesh”** method includes pre-laying of wire netting in the heated area and fixing of heating cable with small PVC cable ties. This method is usually used where the floor is uneven and requires a sand and cement screed.

B) **“Gaffer-Tape”** method the floor must be thoroughly clean and an even surface. This method can be used with both sand and cement or a self-levelling compound. Apply a bonding agent to the floor where necessary and allow to dry. Tape the cable directly to the floor in the heated area at recommended spacings.

Note: Take care not to bridge tape over cable. It should surround the outer surfaces with no air gaps (see diagram).

2. The screed must cover all of the heating cable and cold tails.

3. Ensure that floor probe (with programmable thermostat) is in place before screed is laid.

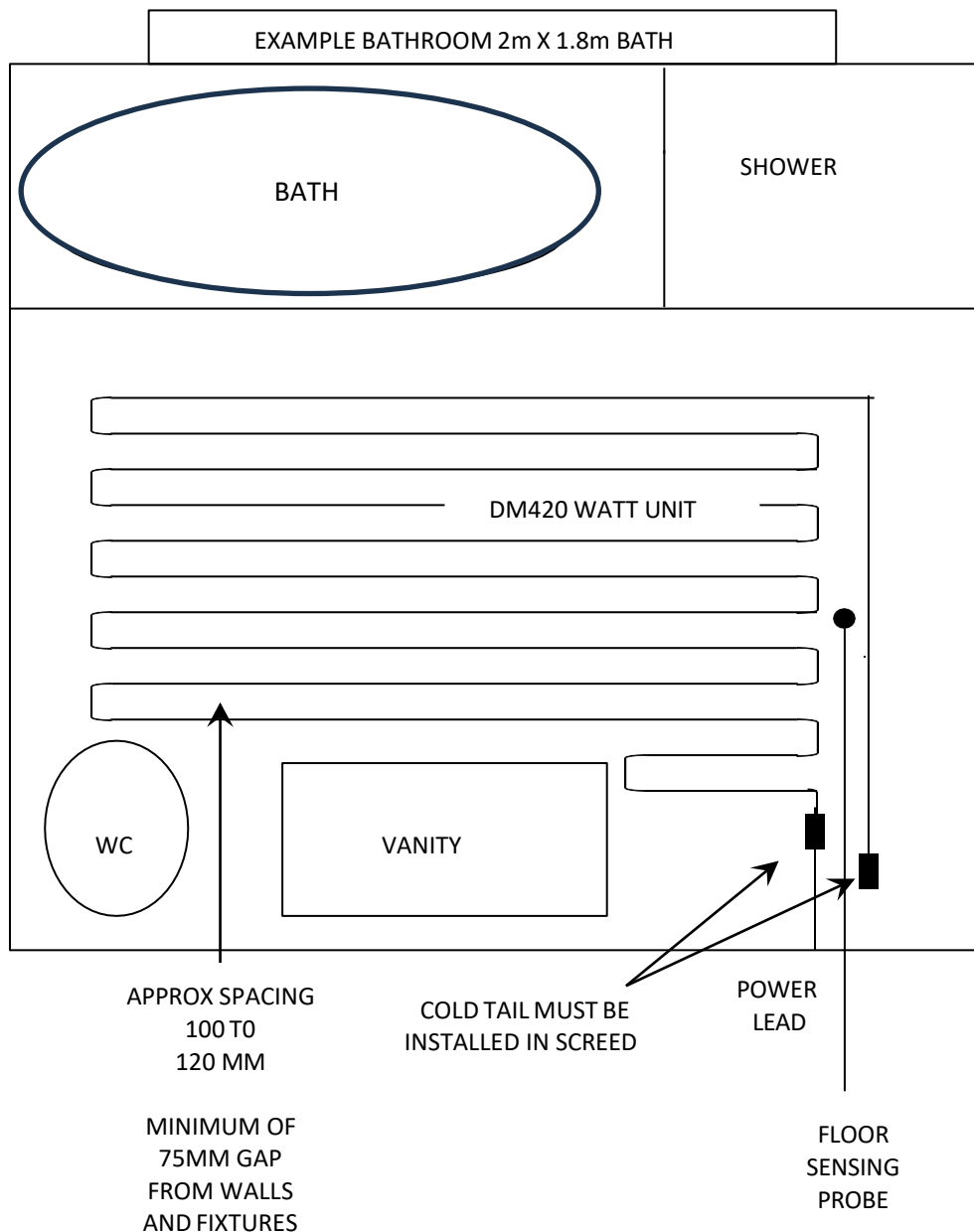
4. To avoid damage, cables must not be left lying unprotected and screed should be applied immediately after laying of the heating cable.

5. Do not switch on the in-floor heating for several weeks to allow floor to dry and harden naturally.


6. It will not often be practical to attend the job throughout covering as this may be done as the floor tiler proceeds. Check the heating cable at regular intervals.

Example of In-Screed Heating for a Typical Bathroom Floor


ACTUAL HEATED FLOOR AREA APPROX. 2.2m²
 eg: DM420 21mt




Tape should not 'bridge' the cable. It should encase the cable as much as possible. This may be facilitated by sticking the tape to the floor up to the point where you have positioned the first cable run, holding the roll of tape whilst gently rolling the cable towards the sticky underside and back into position so that the tape is wrapped around the cable. Continue sticking the tape to the floor up to the next cable run and repeat



Tape should not bridge cable



Tape should encase cable



62.46.1101

Circuit Board
OEM 5001325SP




62.48.5451

Circuit Board -T2002 Stadt
Replacement board
OEM W0411




62.46.1102

Control Board (Upgrade)
For 3 Star units from PNE
OEM 5311265SP



62.46.1103

Control Board (Upgrade)
Upgrade for 4 Star units from PNE
OEM 5311275SP



62.46.1104

Control Board Internal (Upgrade)
Upgrade for 5 Star Internal Units
OEM 5121225SP



62.46.1105

Control Board External (Upgrade)
Upgrade For 5 Star External Units
OEM 5121215SP



62.46.1116

Circuit Board Main V2 Post Apr
OEM 4721210



62.46.1121

Control Board 3 Star
OEM SPS5441201SP



62.46.1126

Control Board
4 & 5 Star
OEM SPS5441212SP



62.46.1117

Control Board – 3 boards
OEM SPS4721216SP



62.46.2502

Combustion Fan
TUBULAR INTERNAL
(ROUND OUTLET)
OEM SPS5310801SP



62.46.2505

Combustion Fan
EXTERNAL TUBULAR
(SQUARE OUTLET)
OEM SPS5310871SP



62.46.2517

Combustion Fan

OEM SPS5440801SP



62.46.2518

Combustion Fan MB5

OEM SPS5440815SP



62.46.2511

Fan Motor Assembly
R/A 'C' SERIES 750W
OEM SPS9263802SP



62.46.2500

Fan 250W
B Series & MB14 Only
OEM SPS9241851SP



62.46.2513

Fan Motor Assembly
600W
OEM SPS9243802SP



62.46.2514

Fan Motor Wall Furnace
30-40mJ
OEM SPS4720159SP



62.46.2515

Fan Motor Assembly
315W
OEM SPS5430805SP



62.46.5912

Fan Motor Heritage
OEM CB-16S-MES-01



62.46.7520

Gas Valve Space Heaters NG
NG/TLP M/SIT
OEM 0710133



62.46.1361

Gas Valve 828 Novasit
OEM SPS5001202SP



62.46.1367

Gas Valve Wall Furnace Sigma 845
Control Sigma Deluxe WF
OEM SPS5310702SP



62.46.1368

Gas Valve
Tandem Silhouette
OEM 4701204SP



62.46.1372

Gas Valve 24V SIGMA 840

OEM 5310704SP



62.46.8608

Gas Valve Minisit
NG Minisit W/Fittings
OEM SPS2265882SP



62.46.1364

Gas Valve 240V Sigma 840
Natural Gas
OEM SPS5310701SP



62.46.1361

Gas Valve Modulating 24V
Suits Bonaire MB4 units
OEM 5440702SP



5310704SP

Sit Valve
Suits MB



62.46.6882

Ignition Box

OEM 4701201SP



62.46.4101

Ignitor Electrode
suits MB Series
OEM SPS5441602SP



62.46.6450

Ignitor H.S.I


OEM SPS9241848SP



62.46.8206

Ignitor/Flame Sensor

OEM SPS4701203SP



62.46.6454

Ignitor H.S.I

OEM W0420H



66.48.0015

Ignitor Piezo
Replacement Part
T/S Space Heaters



62.46.6481

Injector Pilot
NG VULCAN
OEM BSO.977.141



62.46.6682

Knob Black
Suits 49 Series
OEM SPS49441003SP



62.46.6684

Knob Silhouette
Snowgum
OEM SPS2290324SP



62.46.6725

Lead Only Flame Sensor
T/S Bonaire Units



62.46.6729

Ignition Lead T/S
Wall Furnaces and Space Heaters



62.46.6730

Lead 600mm
Suits Wall Furnaces
and Space Heaters



62.46.5942

Loom 20M Tekelek 4 Pin
T/S Navigator Controls
OEM SPS6051619SP



62.46.5590

Mount Rubber
T/S Vulcan



62.46.5904

Fan T/S 20 Series
Wall Furnace Vulcan



62.46.5912

Fan T/S Heritage
Vulcan



62.46.5996

Fusible Link
Cutout 99°C
OEM 9011876SP




66.48.7223

Radiant T/S Suit Vulcan Space
Heaters Pack Of 6
OEM SPSGC83SSP



62.46.8208

Sensor Flame - 50mm Probe
OEM SPS5011635SP



62.46.8209

Sensor Flame
50mm Probe
OEM SPS5121605SP



62.46.8210

Sensor Flame
Suits MB units
OEM SPS5441603SP



62.46.1515

Switch Pressure
Internal Units (RED)



62.46.1523

Switch Pressure
External Units (Blue)



62.46.8400

Switch Pressure 110 Pa



62.46.8402

Switch O/H 90°C
Air Outlet C/H
OEM 5431605SP



62.46.8414

Switch Pressure 100 Pa



62.46.8416

Switch Pressure 130 Pa



62.46.8417

Switch Pressure 170 Pa



62.46.8418

Switch Pressure 120 Pa



62.46.7506

Switch Overheat
135°C Manual Reset
OEM SPS9041914SP



62.46.8406

Switch Overheat
120°C Auto
OEM SPS5431606SP




62.48.7524

Thermocouple
Universal Vulcan



62.48.8197

Switch Overheat
90°C Auto



62.46.8505

Thermocouple
T/S Silhouette



62.46.8506

Thermocouple 600mm M9
T/S Vulcan Heritage



62.46.8702

Thermistor MB Units
OEM SPS5431608SP



62.46.7517

Thermostat
Blue Dot



62.46.7519

Thermostat
Fan Switch
OEM SPS0162630SP



62.46.7524

Fan Switch Yellow Dot
40mJ/Hr



62.46.8610

Thermostat
Deluxe Wall
OEM SPS4721258SP



62.46.8611

Thermostat
Hardwire Slimline
Suits MB Units and Upgrades
OEM 5431011SP



62.46.8613

Thermostat
Hard Wire LV Navigator
Suits MB Units and Upgrades
OEM 5431029SP



62.46.8614

Bonaire Navigator HW
Thermostat 2020
OEM 10003572SP



62.46.8615

Thermostat
RF Navigator 2020 - Bonaire
OEM 10003573SP



62.48.0856

Burner
S/Steel Dimpled
OEM B019821



62.48.1109

Control PCB NG-2 A
Circuit Board Upgrade Kit
NG-2A+ And Igniter
OEM 80080223



62.48.1363

Control PCB
HI Module
OEM 80014101



62.48.1391

Control PCB
Classic Upgrade Kit
OEM B008843



62.48.1399

Control PCB
Classic
OEM 80021169



62.48.4219

Control Board
Electronic Ignition
OEM 80024700



62.48.5456

Control PCB
TEK 304
OEM B012416



18.15.0012

Fuse 2A 240V
20x5mm Fast



62.48.6301

Fuse 2A 240V
32x6mm SLO-BLO



62.46.1372

Gas Valve SIT NG 24V
Sigma 840
OEM 5310704SP



62.48.1320

Gas Valve
EMS Retrofit
OEM B0086415



62.48.1325

Gas Valve - Javelin
OEM 80024708



62.48.1345

Gas Valve
Honeywell 24V
OEM 80021378



62.48.1385

Gas Valve Honeywell
VR8204M2503
OEM 80017739



62.48.1396

Gas Valve Kit
NG 5:1 V3
OEM B061905



62.48.5577

Gas Valve 3 Pin
VR8301A
OEM B016058



62.48.2400

Heat Exchanger
5 Tube
615x361x350mm
OEM 80013214



62.48.2401

Heat Exchanger
7 Tube
615x400x350mm
OEM B013215



62.48.2402

Heat Exchanger 15kw
OEM B016922



62.48.4100

Igniter and Lead
"Captain Hook"
OEM B021025



62.48.6455

Igniter HSI
HS127



62.48.6462

Igniter H.S.I
and Flame Sensor
OEM 80015379



62.48.4210

Ignition Box
S8610U3009



62.48.2515

Combustion Fan
190mm W/Cap 1.5µF
OEM 80080131

BRIVIS



62.48.2517

Motor Fan
Combustion
OEM 80021370



62.48.6203

Motor Fan 315W
229mm Plate Assembly
OEM 80015289



62.48.6205

Motor Fan 650W
254mm Plate Assembly
OEM 80016072



62.48.6212

Motor Fan 250W
3 Speed 6µf Plate Assembly
OEM 80008945



62.48.6213

Motor Fan 315W
3 Speed 4µf Plate Assembly
OEM 80008944



62.48.6214

Motor Fan 315W
3 Speed 10µf Plate Assembly
OEM 80008946



62.48.6215

Motor Fan 600w
3 Speed 25µf Plate Assembly
OEM B080061




62.48.5332

Motor Fan Blade
Plastic 9 X 7
OEM DF-9X7



62.48.5334

Motor Fan Blade
Plastic 10 X 10
OEM DF-10X10



62.48.0870

Pilot Burner Kit
Brivis 85 & 120
& Classic LPG & NG



62.48.8207

Sensor Fan
(Tacho)
OEM 81014478



62.48.6461

Sensor Flame
(Backup)
OEM 80014886

BRIVIS



62.48.8201

Sensor Flame
CSX Spade
OEM 80024831



62.48.8205

Sensor Flame
OEM 80021026



62.48.8213

Fan Limit Switch
11" Auto



62.48.8215

Fan Limit Switch
8" Auto



62.48.8432

Switch Pressure
50 Pa
NS2-1154-00



62.48.8433

Switch Pressure
80 Pa
NS2-1072-00



62.48.8434

Switch Pressure
115 Pa
NS2-1072-01



62.48.8435

Switch Pressure
140 Pa
NS2-1072-02



62.48.8436

Switch Pressure
165 Pa
NS2-1072-03



62.48.8190S

Switch Overheat Fan
OLD Type 57C



62.48.8197


Switch Overheat 90°C



62.48.8402

Switch Overheat 110°C

BRIVIS



62.48.8405

Switch Overheat 90°C
With Bracket



62.48.8702

Thermistor Remote And Loom

OEM 80019789



B022880B

Thermostat Bravis



62.48.8606

Thermostat Networker

OEM B022890



62.48.8650

Thermostat Kit
Wifi Upgrade



62.48.8680

NC-7 Touch Controller



62.48.8307

Transformer
1.75A 240 -24V



62.48.8801

Transformer
1.75A 240 -24V

No Longer Available When NIL



62.48.8802

Transformer
2.25A 240v -12V-24V
OEM B021729



62.48.8400

Varistor
OEM B013941



62.48.0861

Zip Tube 15kw
OEM B021045



62.48.5404

Zip Tube 120MJ
OEM 80021047

BRIVIS



62.48.5450

Zip Tube 85MJ


OEM B021046

BRIVIS



62.01.0675

Blade Fan Assembly
WF2000
OEM 612072



62.01.1100

Circuit Board
T/S TB90
OEM 639680



62.01.1103

Circuit Board
4/5 Star Braemar
OEM 639451



62.01.1105

Circuit Board
3 Star Braemar
OEM 628820



62.01.1108

Circuit Board
ZONE BSC 240V
Board Only
OEM 628592



62.01.1111

Circuit Board
3 Star TQ Series
OEM 651422



62.01.1112

Circuit Board
4 Star TQ Series
OEM 651972



62.01.1113

Circuit Board
T/S TB90
OEM 651989



62.01.1115

Control Board
Modulating (MCB)
OEM 640365



62.01.1360

Control Gas
WF2000



62.01.1363

Control NG
Gemini 36G54 -216
OEM 628370



62.01.1364

Control Gas Valve
LPG
OEM 629933



62.01.1365

Blade Fan Assembly
WF2000
OEM 612072



62.01.1360

Control Gas
24V W/Rod Gemini



62.01.2500

Fan Assembly
Flue TB90
Use 62.46.2505 When Nil



62.01.2501

Fan Combustion
3&4 Star Longneck
OEM 638379



62.01.2502

Fan Combustion
TQsrs (Extralong)
OEM 642963



62.01.4000

Igniter/Flame Sensor
Spade Ends




62.01.4001

Igniter & Lead
OEM 638690



62.01.4005

Kit Dual Ignitor & Flame Sensor
Non-Condensing
OEM 651800



62.01.4007

Condensating Kit
Flame Sensor & Dual Ignitor
OEM 651799



62.01.4200

Igniter Round WF2000



62.48.4200

Ignition Unit
S4565QD-1038-1
Honeywell



62.48.4207

Ignition Box
2461D Fenwal

BRAEMAR



62.01.4301

Indicator Pilot Status



62.01.5250

Knob Remote
Braemar WF2000



62.01.6200

Motor
WF2000 Braemar
OEM 612096



62.01.6201

Motor Fan 315W
Braemar
Capacitor NOT Included
OEM 076935



62.01.6202

Motor Fan 600W
Braemar
OEM 625263



62.01.7200

Pilot Burner
R/H No Injector
Suits Some Braemar Wall Furnaces



62.01.7201

Pilot Burner
L/H No Injector
Suits Some Braemar Wall Furnaces




62.01.7802

Fan
Braemar D12



62.01.7825

Resistor
IRH PW20
OEM 618289



62.01.7841

Resistor 4 Pin
PW50 500R 2 Taps
OEM 611570



62.48.7842

Resistor
Fan Speed 720 Ohm



62.48.8110

Resistor
IRH PW50 475R T300R
Suits D45 & D55 Aztec

BRAEMAR



62.01.8206

Sensor
Flame and Igniter Braemar
Suits Multiple Units
OEM B9601023



62.01.8454

Switch
Pressure 100Pa
OEM 630397



62.01.8462

Switch
Pressure 55Pa
OEM 628547



62.48.8197

Switch
90°C Auto
OEM 80009361



62.48.8209

Switch
Overheat 130°C Auto



62.48.8224

Switch
Overheat 130°C Manual



62.48.8402

Switch
Overheat 110°C Auto
OEM 80021403



62.01.8700

Thermistor & Lead
6m



62.01.8505

Thermocouple With OTC
30Mj




62.01.8506

Thermocouple With OTC
40Mj



62.01.8507

Thermocouple Indicator
Pilot Kit
OEM 646718



62.01.8600

Thermostat
Spectrolink
OEM 077390

BRAEMAR



62.01.8701

Thermister
T/S TQ5
OEM 651912



62.01.8601

Thermostat Magic Q
Touch Control
OEM 094298RP



B022880R

Thermostat
Basic Braemar
OEM 077307



62.01.8770

Transformer
240V-24V AC 1.6A
OEM 626123



62.01.8900

Tube Rubber
3mm ID x 10mm x 800mm
OEM 611099

BRAEMAR



69.46.1150

Clip & Washer
T/S Celdek Pads- Climate
Pack Of 6
OEM SPS6050170SP



69.46.1344

Collett Kit Assembly
1/2" Kit
OEM SPS6050805SP



69.46.1345

Collett Kit Assembly
Post 2011 Climate
OEM SPS6080812SP



69.46.0674

Blade
Impeller Upgrade (Small)
OEM SPS6080801SP



69.46.0675

Blade
Impeller Upgrade (Large)
OEM SPS6080805SP



69.46.0775

Bracket
Motor Mount Kit Climate
OEM SPS6031302SP



69.46.0776

Bracket
Motor Mounting Climate
OEM SPS6051605SP



69.46.1350

Connector Flexible
1/2" Climate
OEM SPS6031902SP



62.46.8611

Slimline Control
Climate



62.46.8613

Navigator Control LV
Climate
OEM SPS5431029SP



62.46.8614

Bonaire Navigator
Hard Wired Thermostat 2020
OEM 10003572SP



62.46.8615

Navigator RF
Thermostat 2020 - Bonaire
OEM 10003573SP



69.46.1361

Wall Control TEK7DT Celaire
With Timer (Low Voltage)
Use In Conjunction With TEK600
OEM 6051641SP



69.46.1363

Control Box
TEK600
OEM SPS6051610SP



69.46.1362

Control Box
Celaire
OEM 6061655SP



69.46.1364

Control Wall
Celair 4 button
OEM SPS6061660SP



69.46.1375

Control Box
Upgrade Bonaire
No Longer Works With Aquamiser
OEM SPS6061696SP



69.46.8900

H2OPTIMISER 2019 Kit
OEM SPS6061640SP



69.46.8901

H2OPTIMISER Upgrade Kit
SBB/INTEGRA
OEM SPS6061641SP



69.46.1366

Control Box
Premium Tekelek
OEM SPS6001642SP



62.46.1985

Drain Waste Pipe
Assembly - Climate
OEM SPS1205121SP



18.15.0017

Fuse 8 Amp
32 x 6 mm Slow Blow



18.15.0012

Fuse 2 Amp 240V
20 x 5mm Glass



69.46.5942

Loom Wiring LV
Tekelek 4 Pin Climate
OEM SPS6051619SP



69.46.6041
 Manifold Water Kit
 Climate
 OEM 2311323SP



69.46.6200
 Motor Evap 600W
 Climate
 OEM SPS6051655SP



69.46.6201
 Motor Evap 750W
 Climate
 OEM SPS6051675SP



69.46.6202
 Motor Evap 950W
 Climate
 OEM SPS6051685SP



69.46.6205
 Motor 750W
 Variable Speed
 OEM SPS2531602SP



69.46.6207
 Motor 2 Speed
 1.1kW Single Phase
 OEM SPS115060SP



69.46.7380
 Plug Drain
 Climate
 OEM 6200138SP



JRM38
 Pump Evap
 With Side Bracket
 Suits Multiple Units



JRM38NB
 Pump Evap
 No Side Bracket
 Suits Multiple Units



69.46.8096
 Pump Evap
 JRM50
 OEM SPS6050197SP



69.46.8100
 Seal Aquamiser Valve
 Climate
 OEM SPS6050197SP



69.46.8501
 Sensor
 Split O/D Unit LOPE
 OEM 6601640SP




69.46.8350

Strip Bird
Climate
OEM SPS6051907SP



69.46.9807

Sump Dump
Replacement Kit
OEM 6061690SP



69.46.8400

Switch Tip-Over
Climate
OEM 6201606SP



69.46.8800

Transformer 240-24V
Climate
OEM SPS0162723SP



69.46.8700

Tube Poly Sump Dump
Climate
6mm OD 2m length
OEM SPS6001338SP



69.46.9803

Valve Ball 1/2" Cistern
Climate
OEM SPS6050916SP



69.46.9805

Valve Control Dialflow
Climate
OEM SPS6050904SP



69.46.9800

Valve Dump
Climate
Bonaire Integra
OEM SPS6001336SP



69.46.9801

Valve Solenoid
24V No Dump Valve
OEM SPS0080592SP



69.46.9802

Valve Solenoid
24V Dump Valve



69.46.9804

Valve Kit - Superclean Dump
No Transformer
OEM SPS6001331SP



69.46.9806

Valve Dump Aquamiser
OEM SPS6051658SP




69.09.0675

Blade Evap Cooler
Brivis L40
OEM B012301



69.09.0676

Blade Fan Evap Cooler
Brivis
OEM 81021156



69.09.0677

Blade Evap Cooler
Brivis
OEM 81021155



69.09.1345

Collett Kit Assembly
1/2" Kit
Suits Multiple Brands



69.09.1364

Control Cooler
WC-2 Brivis
OEM B019223



69.09.1366

Control Module
NE-1 Brivis
OEM 81014550




69.09.1367

Control Board
NE-6 With Switch
OEM 81008783



69.09.1368

Control Board
NE-6 No Switch
OEM 81065300




69.09.1496

Damper Motor Assembly
Brivis Cooler
OEM 81023973



69.09.1985

Drain Overflow Hex Plastic
Brivis
OEM 81008382



69.09.2200

Flap Damper Assembly
L50 Contour
OEM 81024503



69.09.3900

Hose Dump Snorkel
Brivis LO Part
OEM 81015888

BRIVIS




69.09.3901

Hose Dump Snorkel Assembly
Brivis L1
OEM 81018062



69.09.3902

Hose Dump Snorkel Assembly
Brivis BA-F Dump
OEM 81019431



69.09.5941

Loom Main Assembly
Brivis Contour
OEM 81023943



69.09.6200

Motor Evap 750W
Brivis
With Capacitor 25µF
OEM 81080165



69.09.6201

Motor Evap 315W
Brivis
OEM 81080208



69.09.6203

Motor Evap 750W
With Side Brackets
No Capacitor
OEM 81080209



69.09.6204

Motor Evap 315W
With Side Brackets
No Capacitor
OEM 81080208



69.09.7301

Water Distributor Pipe
Roof Assembly - Brivis
OEM 81008913



69.09.7450

Pump Askoll
Brivis
With Overheat Cutout
OEM 81064595



JRM38

Pump Evap
With Side Bracket
Suits Multiple Units



JRM38NB

Pump Evap
No Side Bracket
Suits Multiple Units



69.09.8206

Sensor Water Assembly
Brivis
OEM 81018066

BRIVIS



69.09.9800

Valve Solenoid 1/2" 24V
Brivis
OEM B016314



69.09.9801

Valve Solenoid ELBI 5.5l/min
Brivis
3/4" Inlet 14mm Outlet
OEM 81019245



69.09.9802

Valve Solenoid 3/4" 240V
Brivis



69.09.9805

Valve Fill Philmac
Brivis
OEM B000414



69.09.9806

Float Valve Fill
Philmac BULB
OEM B000415

BRIVIS



69.01.0570

Bearing Kit
T/S Seeley Units
OEM 109459



69.01.7221

Pin Chiller Pad
Braemar
OEM 401959




69.01.9901

Chiller Pad Washer
Braemar
OEM 401966



69.01.1360

Control Box Icon
Braemar
OEM 109930



69.01.1361

Control Box CPMD
Braemar
OEM 107738



69.01.1363

Control Board
MagIQ Cool
OEM 116891



69.01.1364

Control Box
EXT Sensor
MagIQ Touch
OEM 116815



FD-POWERTWIST-A

V-Belt A shape
1m Adjustable



69.01.5941

Loom Cable Harmony 20m
Braemar
OEM 832777



69.01.6200

Motor Evap 1100W
Braemar
OEM 095332



69.01.6201

Motor Evap 560W
Braemar
OEM 095318



69.01.6202

Motor Evap 750W
Braemar
OEM 095325

BRAEMAR



69.01.6204

Motor Evap DD 1100W
Braemar
OEM 095950



69.01.6205

Motor Evap DD 500W
Braemar
OEM 095929



69.01.6206

Motor Evap DD 550W
Braemar
OEM 095936



69.01.6207

Motor Evap DD 750W
Braemar
OEM 095943



69.01.6210

Motor Evap 370W
Braemar
OEM 095301



69.01.6211

Motor Evap DD 1500W
Braemar
OEM 095967

BRAEMAR



68.48.7400

Pump Tornado
Braemar
OEM 095806



68.48.8096

Pump Evap JRM50



69.01.8206

Sensor Water
Braemar
OEM 833811



69.01.8601

T/stat MagicQ
Touch Control
OEM 094298RP



69.01.8602

Thermostat Remote
Horizon
OEM 107950



69.01.8603

Thermostat Antenna
Horizon
OEM 103587



69.01.9804

Valve Float Vertical
Braemar
OEM 901114RP



69.48.9800

Valve Solenoid
3/4" 24V



69.01.9801

Valve Dump 24V
Braemar
OEM 105345



69.01.9802

Valve Dump Drain Kit 24V
Braemar
OEM 103686



69.01.9805

Valve Drain
Industrial
OEM 114101



69.01.9900

Washer 34mm
Drain Valve
OEM 594910

BRAEMAR



69.03.6300

15A Slow Blow Fuse



69.03.1050

Capacitor 25 μ F With Case
T/S Coolbreeze Units
OEM SP3039



69.03.1051

Capacitor 30 μ F
Coolbreeze
OEM SP3040



69.03.1100

Circuit Board MRU
Coolbreeze
OEM SP3000



69.03.1985

Drain Counterweight Kit
Coolbreeze
OEM SP2040



69.03.9804

Float Assembly
T/S Coolbreeze
OEM SP2200



69.03.6200

Motor Evap
600W
OEM SP6012



69.03.6201

Motor Evap
750W
OEM SP6014



69.03.7450

Pump
T/S Coolbreeze Units
OEM SP2380



69.03.9803

Valve Solenoid
3/4" 240V Coolbreeze
OEM SP2134



69.03.9800

Valve Solenoid
3/4" 24V Coolbreeze
OEM SP2135



69.03.9900

Washer Square
Coolbreeze
OEM SP2066C

COOLBREEZE



SP2082

Bleed-Off Tray
T/S Coolbreeze

COOLBREEZE



JRM38

Pump Evap
With Side Bracket
Suits Multiple Units



JRM38NB

Pump Evap
No Side Bracket
Suits Multiple Units



68.48.8096

Pump Evap
JRM50



68.48.8098

Pump Evap
JRM28



69.47.1360

Control Wall
Aquabreeze



69.47.7450

Valve Dump
Aquabreeze



69.48.1360

Control Wall
TEK285



69.48.1060

Cartridge
EZI-Dose



69.48.9800

Valve Solenoid
3/4" 24V



69.48.9900

Washer
3 x 45mm ID 60mm OD

MISCELLANEOUS

BONAIRE/CLIMATE CELDEK PADS

Figure	Part Number	Description	Suits	Size
1	CEL133/B	Celdek Pads - Climate		760 X 695 X 75mm
1	CEL140	Celdek Pads - Climate		566 X 1255 X L/XP30mm
1	CEL146	Celdek Pads - Climate	CP550	890 X 417 X 75mm
1	CEL147	Celdek Pads - Climate	CP750	890 X 675 X 75mm
1	150557SP	Celdek Pads - Climate	QP500	
1	150558SP	Celdek Pads - Climate	CP750	
1	CEL50	Celdek Pads - Climate	VSM45, 52, 57	
1	CEL51	Celdek Pads - Pre OCT 1998	VSL63, 66, 72	965 X 480 X 75mm
1	CEL52	Celdek Pads - POST oct 1998	VSL63, 66, 72	970 X 480 X 90mm
1	CEL53	Celdek Pads - Climate	VSS50/55	
1	CEL54	Celdek Pads - Climate	VSM60/65	
1	CEL55	Celdek Pads - Climate	VSL70/75	
1	CEL56	Celdek Pads - Climate	SBS55	
1	CEL57	Celdek Pads - Climate	SBM65/60	
1	CEL58	Celdek Pads - Climate	SBL70	
2	69.46.2000	Filter Secondary T/S Bonaire		




1



2

BRIVIS PADS

Figure	Part Number	Description	Suits	Size
1	B008317	Evap Pad Set - Brivis	Contour L31, L32, L33	
1	B008322	Evap Pad Set - Brivis	Contour L41, L42, L43	
1	B008543	Evap Pad Set - Brivis	P53	
2	B008769	Evap Pad Set - Brivis	Advance F53	
1	B008773	Evap Pad Set - Brivis	Contour L61, L62, L63	
3	B013490	Evap Pad Set - Brivis	AD52, 54, 55, 56 ,60	825 x 530 x 100mm



1



2



3



4

SEELEY/COOLBREEZE PADS

Figure	Part Number	Description	Suits	Size
4	69.01.7100	Chillcel Pad Set - Seeley	Set 4	2 X 90mm & 2 X 100mm
4	69.01.7101	Chillcel Pad Set - Seeley	Set 4	
4	69.01.7102	Chillcel Pad Set - Seeley	Set 4	
4	69.01.7103	Chillcel Pad Set - Seeley	Set 4	
4	69.01.7104	Chillcel Pad Set - Seeley	Medium Set Of 4	
4	69.03.7100	Evap Pads - Coolbreeze	CZ, MB, MP210	Set 4

SQUARE PLASTIC CAPACITORS

Figure	Part Number	µF Rating	Terminals	Voltage	Protection Rating
1	62.46.1052	1	4	450	P0
1	62.46.1050	1.5	4	450	P2
1	62.46.1051	2	4	450	P2
2	62.42.1050	3	2	220	P0
1	62.48.1010	3	4	450	P0
1	62.48.1011	4	4	450	P0
1	62.48.1012	5	4	450	P0
1	62.48.1013	6	4	450	P0



CYLINDRICAL PLASTIC CAPACITORS

Figure	Part Number	µF Rating	Terminals	Voltage	Protection Rating
3	62.46.5500	1	2 Leads	450	S3
4	62.46.5505	1	2	400	P0
5	62.01.1050	1.5	4	400	P0
3	62.46.5501	1.5	2 Leads	450	P2
5	GEV365009	2.5	4	400	P0
3	GEV365137	3	2 Leads	450	P0
5	GEV365011	4.5	4	400	P0
5	GEV365017	5	4	450	P0
5	GEV365012	6.3	4	450	P0
5	GEV365013	8	4	400	P0
5	GEV365015	10	4	450	P0
5	GEV365014	12.5	4	450	P0
5	GEV365020	14	4	400	P0
5	GEV365021	16	4	425	P0
5	GEV365019	20	4	450	P0
5	GEV365109	25	4	400	P0
5	GEV365016	31.5	4	400	P0
5	GEV365018	35	4	400	P0
5	GEV365022	40	4	400	P0
5	GEV365023	45	4	400	P0
5	GEV365024	50	4	400	P0
5	GEV365027	60	4	400	P0



CYLINDRICAL METAL CAPACITORS



1



2



3

Figure	Part Number	μF Rating	Terminals	Voltage	Protection Rating
1	62.01.1050	2	4	450	S2
1	62.48.1050	2	4	400	P2
1	62.46.5502	4	4	450	P2
1	62.48.1052	6	4	450	S2
1	62.48.1053	8	4	450	S2
1	62.01.1053	10	4	450	S2
1	62.48.1054	12	4	450	P2
2	GEV365140	12.5	2	450	P0
3	69.46.1052	15	2 Leads	450	S2
2	69.48.1055	15	4	450	
1	62.48.1056	20	4	450	P2
3	69.46.1051	20	2 Leads	420	P2
1	62.48.1057	25	4	425	P2
3	69.46.1053	25	2 Leads	450	S2
1	62.48.1064	30	4	450	S2
1	62.48.1067	35	4	450	P2
1	62.48.1070	40	4	400	P2
1	62.48.1068	45	4	450	P2
1	62.48.1066	50	4	450	S2
1	62.48.1069	55	4	450	P2
1	62.48.1065	60	4	450	S2

CAPACITORS

SHROUDED CYLINDRICAL METAL CAPACITORS

Figure	Part Number	μF Rating	Terminals	Voltage	Protection Rating
	62.48.1063	25	4	450	P2
4	69.03.1050	25	2 Leads	450	P2
4	69.03.1051	30	2 Leads	450	P2



4



T4360G1006

Honeywell T4360G thermostat with On/Off Switch 240V AC For heat only systems Maximum current of 16A



T6360D1008

Honeywell T6360D Thermostat with On/Off Switch 240Vac For Cool only systems Maximum current of 16A



TH6210U2001

Features 2H/1C Heat pump switching and 1H/1C conventional switching. One of the best 24V Programmable thermostats on the market.



TH6220U2000

24V Programmable thermostat featuring Heatpump switching 2H/1C and conventional switching 2H/2C



T6377B1011

Colour Wi-Fi touch-screen thermostat controls up to 3H/2C heat pump and 2H/2C Conventional systems



T4H110A1021

Direct replacement for the CMT907, featuring upgraded look and sleek design. The 240V, T4H is perfect for Hydronic heating and Boiler systems



DT90A1008

Simple Up, Down On/Off operation with a large digital display. 24–230V SPDT, suits 2-wire installation. Temp range of 5–35°C.



T4H110A1021

Controls the ambient air temp and floor temp (using external sensor). It also features manual and vacation modes in a sleek design.



RAA11

Tamper-proof thermostat.
Heating OR Cooling manual
The Faceplate is blank, with the temperature dial inside the cover.



RAA31

Heating OR Cooling manual adjusting room thermostat.
24-250V non-programmable, temperature range 8 to 30°C.



RDE100.1

24V 7-Day programmable, On/Off Program functions. 5–35°C range
Suits thermal actuators, zone valves, burners, fans and pumps.



REV24

Mains-independent controller. 5 Operating modes with 3 heating periods, and a unique wheel button operation.



TPGW0001

Single Stage, Digital, Programmable, Heating & Cooling Thermostat
Cool/Off/Heat switch, and a fan switch. Suitable for millivolt systems.



TPGW0004

Single Stage, Non-Programmable, Heating & Cooling Thermostat
Cool/Off/Heat switch, and a fan switch. Suitable for millivolt systems.



TPGW0005

Single stage, Non-Programmable, Heating Thermostat
With On/off switch, lighted display. Suitable for Millivolt systems



TPGW0006

Single Stage, Non-Programmable, Heating & Cooling Thermostat
Cool/Off/Heat Switch, and a fan switch. Suitable for Millivolt systems.



TPGW0009

Single Stage, Digital, Programmable, Heating and Cooling Thermostat.
Cool/Off/Heat switch, and a fan switch. Suitable for millivolt systems.



TPGW0019-0471

Single Stage, Digital, Programmable Heating and Cooling Thermostat
100mm² display, 3 wire zone valve, suitable for millivolt systems.



TPGW00172BLUR

1 Heat/1 Cool, Programmable Heating and Cooling Thermostat
LCD touchscreen. Suitable for millivolt & 3 wire zone systems



TA3

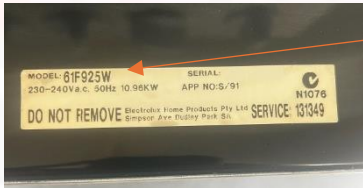
Room thermostat equipped with gas-filled bellows.
Ideal for reptile enclosures as well as normal room.

How to Identify Oven models – A quick guide to what’s needed


When you require an element or other parts, there are a few things we would really need that will make it easier to help you. The below guide will help you get the correct parts first time, helping speed the process for you and your customers.

Make and Model

Ideally we would need the make and model of the oven or cooktop to ensure we get the correct part. For ovens or freestanding ranges, there will generally be a metallic sticker called a compliance plate somewhere around the inside frame of the oven or on a kickplate.



A photo of this is best (figure 1), this will give us all the model details, and for odd brands will also give us hints as to the importer or manufacturer.



It may be on the bottom of the frame, or on one of the side walls of the frame (figure 2)

Some brands also have variants within the model, and there will be a PNC code on the sticker as well (figure 3).



For cooktops, the compliance sticker will be on the underside of the unit (figure 4).



If the unit is above an oven (figure 5), the oven model will **NOT** be the cooktop model number.



If none of these are available, we may request a photo of the complete front of the oven (figure 6). This will help narrow down the brand and model, and we can check our listings or forward to suppliers for model details.

The final option would be photos and measurements of the element/part, including the mounting plate in detail (figure 7).



Notes

www.thermalproducts.com.au

Phone (03) 9464 0822

**Factory 19, 7 Dalton Rd, Thomastown, Victoria,
3074 Email: sales@thermalproducts.com.au**

www.hotco.com.au

Melbourne

Phone (03) 9585 1944

Phone (03) 9556 0200

5-7 Park Road, Cheltenham, Vic, 3192

Email: sales@hotco.com.au

Brisbane

Phone (07) 3208 9400

16 Lapis Street, Underwood, Qld, 4119

Email: brisbane@helios.com.au

Perth

Phone (08) 9370 5558

1/10-14 Munt Street, Bayswater, WA, 6053

Email: info@racolvin.com.au

Sydney

Phone (0481) 252 713

Email: sydney@hotco.com.au

Adelaide

Phone (0419) 552 580

Email: adelaide@helios.com.au